

CRP
DNR
DNR

50

50

45

45

40

40

35

35

-70 -60 -50 -40 -30 -20 -10 0 10 20 30 40 50 60 70

Sta. 39+00.0000 R1

CA: 7.89 SF
FA: 1.63 SF
CV: 14.61 CY
FV: 3.01 CY
MO: 11.60 CY

50

50

45

45

40

40

35

35


-70 -60 -50 -40 -30 -20 -10 0 10 20 30 40 50 60 70

Sta. 38+00.0000 R1

CA: 0.00 SF
FA: 0.00 SF
CV: 0.00 CY
FV: 0.00 CY
MO: 0.00 CY

DATE: 04/29/2020 09:41 PM
FILE: DOCUMENT NAME

SHEET 1 OF 32



CONT	SECT	JOB	HIGHWAY
0738	01	065	FM 136
DIST	COUNTY		SHEET NO.
CRP	REFUGIO		1

CRP
DNR
CKE
DNR

50

45

40

35

-70

-60

-50

-40

-30

-20

-10

0

10

20

30

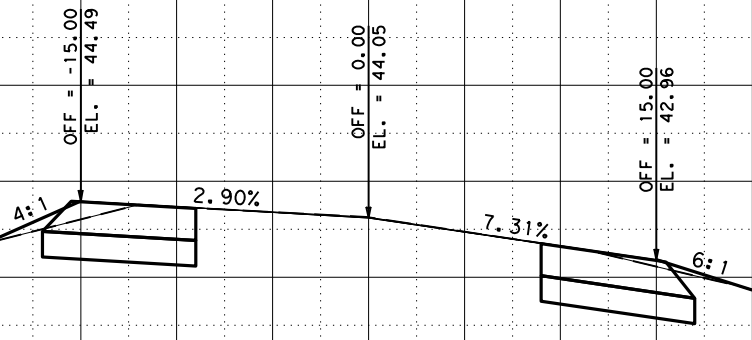
40

50

60

70

Sta. 41+00.0000 R1



CA: 10.63 SF
FA: 0.93 SF
CV: 39.19 CY
FV: 3.12 CY
MO: 77.39 CY

50

45

40

35

50

45

40

35

-70

-60

-50

-40

-30

-20

-10

0

10

20

30

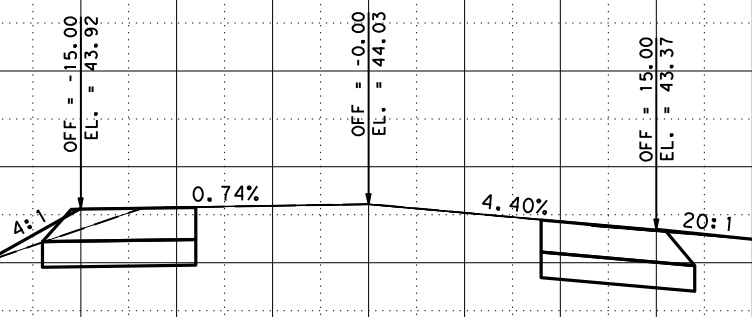
40

50

60

70

Sta. 40+00.0000 R1



CA: 10.54 SF
FA: 0.75 SF
CV: 34.12 CY
FV: 4.40 CY
MO: 41.32 CY

50


45

40

35

DATE: 04/29/2020 09:41 PM
FILE: DOCUMENT NAME

SHEET 2 OF 32



CONT	SECT	JOB	HIGHWAY
0738	01	065	FM 136
DIST	COUNTY		SHEET NO.
CRP	REFUGIO		2

CHK:
DWF:
CKE:
DIN:

50

45

40

35

-70

-60

-50

-40

-30

-20

-10

0

10

20

30

40

50

60

70

Sta. 43+00.0000 R1

Sta. 42+00.0000 R1

Sta. 42+00.0000 R1

CA: 10.96 SF
FA: 0.80 SF
CV: 41.77 CY
FV: 2.60 CY
MO: 154.88 CY

CA: 11.60 SF
FA: 0.60 SF
CV: 41.15 CY
FV: 2.84 CY
MO: 115.70 CY

50

45

40

35

50


45

40

35

DATE: 04/29/2020 09:41 PM
FILE: DOCUMENT NAME

SHEET 3 OF 32



CONT	SECT	JOB	HIGHWAY
0738	01	065	FM 136
DIST	COUNTY		SHEET NO.
CRP	REFUGIO		3

CHK:
DWF:
CKE:
DIN:

50

45

40

35

-70

-60

-50

-40

-30

-20

-10

0

10

20

30

40

50

60

70

Sta. 45+00.0000 R1

Sta. 44+00.0000 R1

Sta. 44+00.0000 R1

CA: 10.09 SF
FA: 0.95 SF
CV: 37.01 CY
FV: 3.48 CY
MO: 223.84 CY

CA: 9.90 SF
FA: 0.93 SF
CV: 38.63 CY
FV: 3.20 CY
MO: 190.31 CY

50

45

40

35

50


45

40

35

SHEET 4 OF 32

© 2020



CONT	SECT	JOB	HIGHWAY
0738	01	065	FM 136
DIST	COUNTY		SHEET NO.
CRP	REFUGIO		4

DATE: 04/29/2020 09:41 PM
FILE: DOCUMENT NAME

CHK:
DWF:
CKE:
DNE:

50

50

45

45

40

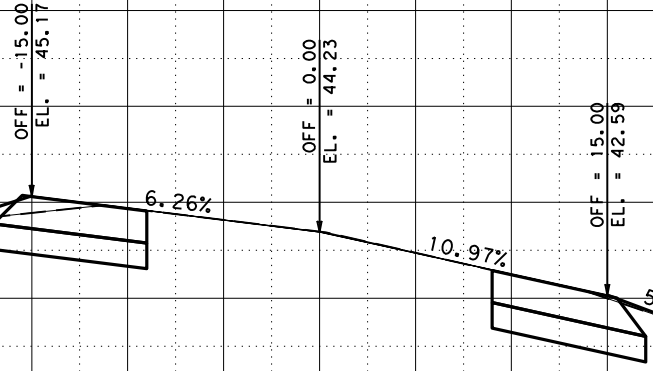
40

35

35

-70 -60 -50 -40 -30 -20 -10 0 10 20 30 40 50 60 70

Sta. 47+00.0000 R1



CA: 10.98 SF
 FA: 0.64 SF
 CV: 39.72 CY
 FV: 2.89 CY
 MO: 295.30 CY

50

50

45

45

40

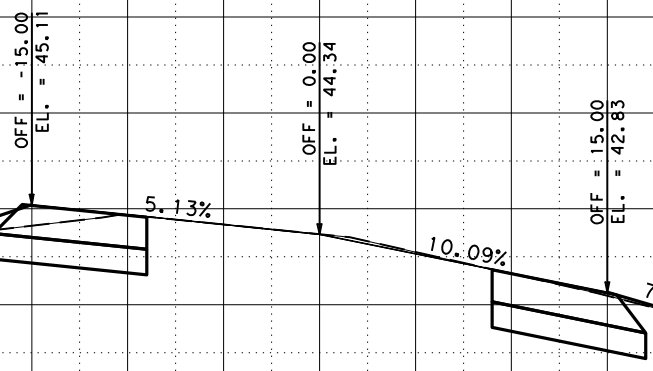
40

35

35

-70 -60 -50 -40 -30 -20 -10 0 10 20 30 40 50 60 70


Sta. 46+00.0000 R1



CA: 10.48 SF
 FA: 0.92 SF
 CV: 38.08 CY
 FV: 3.46 CY
 MO: 258.47 CY

DATE: 04/29/2020 09:41 PM
FILE: DOCUMENT NAME

SHEET 5 OF 32



CONT	SECT	JOB	HIGHWAY
0738	01	065	FM 136
DIST	COUNTY		SHEET NO.
CRP	REFUGIO		5

CRP
DPR
CKE
DNR

50

50

45

45

40

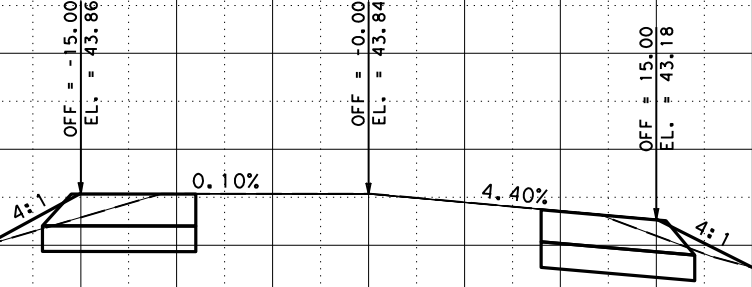
40

35

35

-70 -60 -50 -40 -30 -20 -10 0 10 20 30 40 50 60 70

Sta. 49+00.0000 R1



CA: 8.96 SF
FA: 1.51 SF
CV: 34.26 CY
FV: 4.38 CY
MO: 360.39 CY

50

50

45

45

40

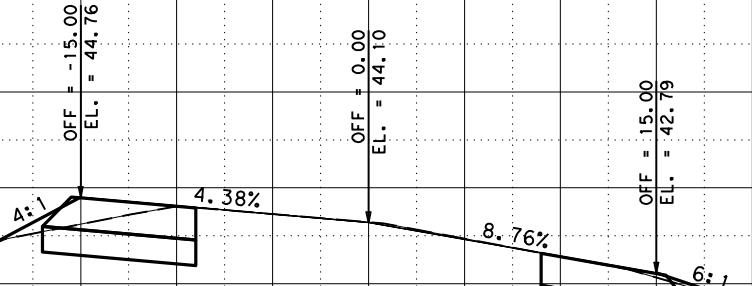
40

35

35

-70 -60 -50 -40 -30 -20 -10 0 10 20 30 40 50 60 70


Sta. 48+00.0000 R1



CA: 9.54 SF
FA: 0.85 SF
CV: 37.98 CY
FV: 2.77 CY
MO: 330.51 CY

DATE: 04/29/2020 09:41 PM
FILE: DOCUMENT NAME

SHEET 6 OF 32



CONT	SECT	JOB	HIGHWAY
0738	01	065	FM 136
DIST	COUNTY		SHEET NO.
CRP	REFUGIO		6

CHK
DWF
CKE
DNE

50

50

45

45

40

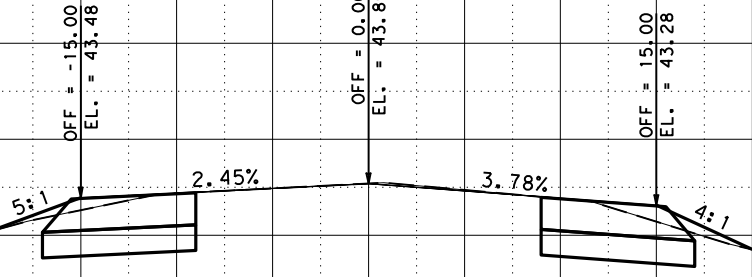
40

35

35

-70 -60 -50 -40 -30 -20 -10 0 10 20 30 40 50 60 70

Sta. 51+00.0000 R1



CA: 10.36 SF
 FA: 1.15 SF
 CV: 38.17 CY
 FV: 4.55 CY
 MO: 424.37 CY

50

50

45

45

40

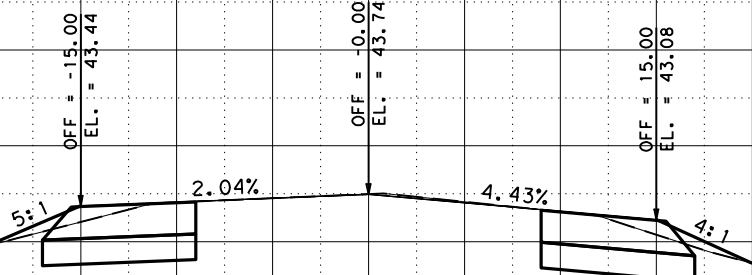
40

35

35

-70 -60 -50 -40 -30 -20 -10 0 10 20 30 40 50 60 70


Sta. 50+00.0000 R1



CA: 10.25 SF
 FA: 1.31 SF
 CV: 35.57 CY
 FV: 5.22 CY
 MO: 390.75 CY

DATE: 04/29/2020 09:41 PM
FILE: DOCUMENT NAME

SHEET 7 OF 32



CONT	SECT	JOB	HIGHWAY
0738	01	065	FM 136
DIST	COUNTY	SHEET NO.	
CRP	REFUGIO	7	

CHK:
DWF:
CKE:
DIN:

50

50

45

45

40

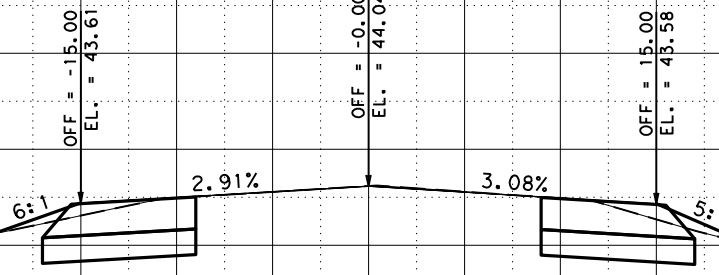
40

35

35

-70 -60 -50 -40 -30 -20 -10 0 10 20 30 40 50 60 70

Sta. 53+00.0000 R1



CA: 10.29 SF
FA: 1.16 SF
CV: 37.83 CY
FV: 4.42 CY
MO: 491.34 CY

50

50

45

45

40

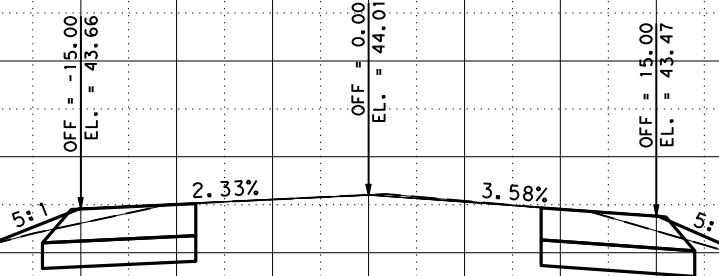
40

35

35

-70 -60 -50 -40 -30 -20 -10 0 10 20 30 40 50 60 70

Sta. 52+00.0000 R1




CA: 10.14 SF
FA: 1.22 SF
CV: 37.97 CY
FV: 4.40 CY
MO: 457.93 CY

DATE: 04/29/2020 09:41 PM
FILE: DOCUMENT NAME

SHEET 8 OF 32

© 2020



CONT	SECT	JOB	HIGHWAY
0738	01	065	FM 136
DIST	COUNTY		SHEET NO.
CRP	REFUGIO		8

CRP
DPR
CKE
DNR

50

50

45

45

40

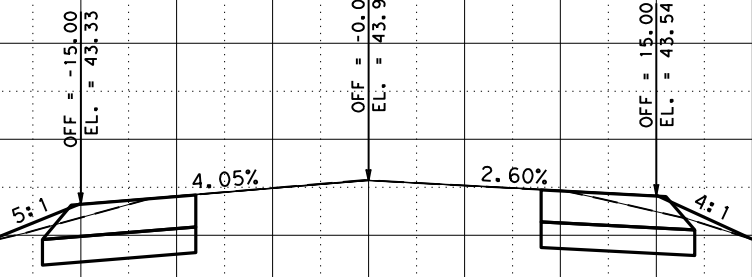
40

35

35

-70 -60 -50 -40 -30 -20 -10 0 10 20 30 40 50 60 70

Sta. 55+00.0000 R1



CA: 9.92 SF
FA: 1.18 SF
CV: 35.90 CY
FV: 4.52 CY
MO: 554.84 CY

50

50

45

45

40

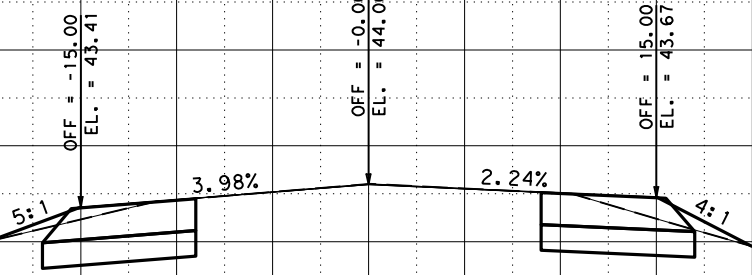
40

35

35

-70 -60 -50 -40 -30 -20 -10 0 10 20 30 40 50 60 70


Sta. 54+00.0000 R1



CA: 9.47 SF
FA: 1.26 SF
CV: 36.59 CY
FV: 4.48 CY
MO: 523.45 CY

DATE: 04/29/2020 09:41 PM
FILE: DOCUMENT NAME

SHEET 9 OF 32



CONT	SECT	JOB	HIGHWAY
0738	01	065	FM 136
DIST	COUNTY	SHEET NO.	
CRP	REFUGIO	9	

CHK:
DWF:
CKE:
DNE:

50

50

45

45

40

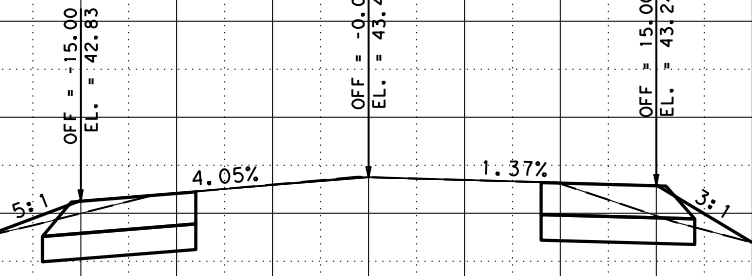
40

35

35

-70 -60 -50 -40 -30 -20 -10 0 10 20 30 40 50 60 70

Sta. 57+00.0000 R1



CA: 8.39 SF
FA: 1.68 SF
CV: 33.06 CY
FV: 5.60 CY
MO: 613.48 CY

50

50

45

45

40

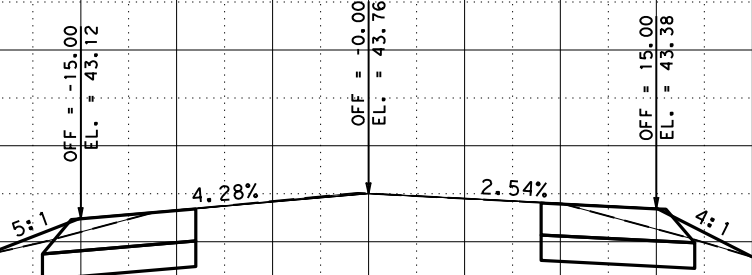
40

35

35

-70 -60 -50 -40 -30 -20 -10 0 10 20 30 40 50 60 70


Sta. 56+00.0000 R1



CA: 9.46 SF
FA: 1.35 SF
CV: 35.88 CY
FV: 4.68 CY
MO: 586.03 CY

DATE: 04/29/2020 09:41 PM
FILE: DOCUMENT NAME

SHEET 10 OF 32



CONT	SECT	JOB	HIGHWAY
0738	01	065	FM 136
DIST	COUNTY	SHEET NO.	
CRP	REFUGIO	10	

C&G
D&E
C&E
D&N

50

50

45

45

40

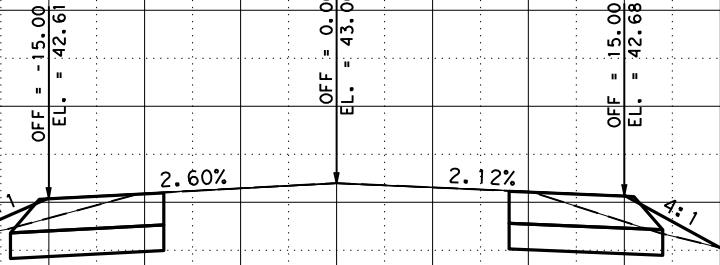
40

35

35

-70 -60 -50 -40 -30 -20 -10 0 10 20 30 40 50 60 70

Sta. 59+00.0000 R1



CA: 7.92 SF
FA: 1.76 SF
CV: 30.89 CY
FV: 6.12 CY
MO: 664.04 CY

50

50

45

45

40

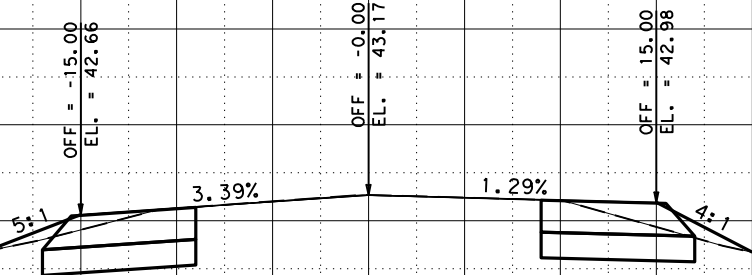
40

35

35

-70 -60 -50 -40 -30 -20 -10 0 10 20 30 40 50 60 70


Sta. 58+00.0000 R1



CA: 8.76 SF
FA: 1.55 SF
CV: 31.76 CY
FV: 5.98 CY
MO: 639.27 CY

DATE: 04/29/2020 09:41 PM
FILE: DOCUMENT NAME

SHEET 11 OF 32



CONT	SECT	JOB	HIGHWAY
0738	01	065	FM 136
DIST	COUNTY		SHEET NO.
CRP	REFUGIO		11

DATE: 04/29/2020 09:41 PM
FILE: DOCUMENT NAME

45

40

35

-70

-60

-50

-40

-30

-20

-10

0

10

20

30

40

50

60

70

45

40

35

Sta. 61+00.0000 R1

Sta. 60+00.0000 R1

OFF = -15.00
EL. = 42.62

OFF = 0.00
EL. = 42.96

OFF = 15.00
EL. = 42.62

5:1

2.31%

2.27%

5:1

OFF = -15.00
EL. = 42.50

OFF = -0.00
EL. = 42.89

OFF = 15.00
EL. = 42.55

5:1

2.64%


2.29%

14:1

CA: 9.61 SF
FA: 1.27 SF
CV: 36.86 CY
FV: 4.54 CY
MO: 724.65 CY

CA: 10.30 SF
FA: 1.18 SF
CV: 33.74 CY
FV: 5.43 CY
MO: 692.34 CY

SHEET 12 OF 32



CONT	SECT	JOB	HIGHWAY
0738	01	065	FM 136
DIST	COUNTY		SHEET NO.
CRP	REFUGIO		12

CHK
DWF
CKE
DIN

50

50

45

45

40

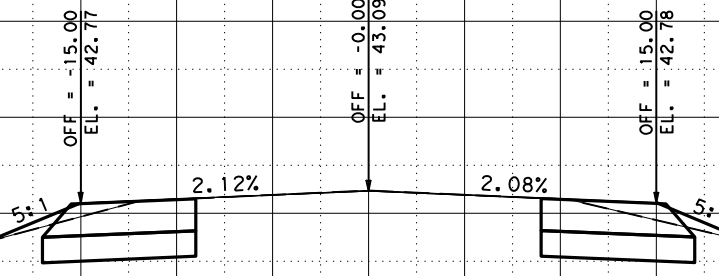
40

35

35

-70 -60 -50 -40 -30 -20 -10 0 10 20 30 40 50 60 70

Sta. 63+00.0000 R1



CA: 9.89 SF
 FA: 1.23 SF
 CV: 37.88 CY
 FV: 4.19 CY
 MO: 791.43 CY

50

50

45

45

40

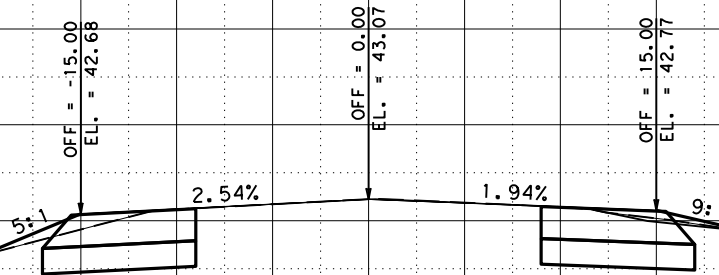
40

35

35

-70 -60 -50 -40 -30 -20 -10 0 10 20 30 40 50 60 70


Sta. 62+00.0000 R1



CA: 10.57 SF
 FA: 1.03 SF
 CV: 37.36 CY
 FV: 4.27 CY
 MO: 757.74 CY

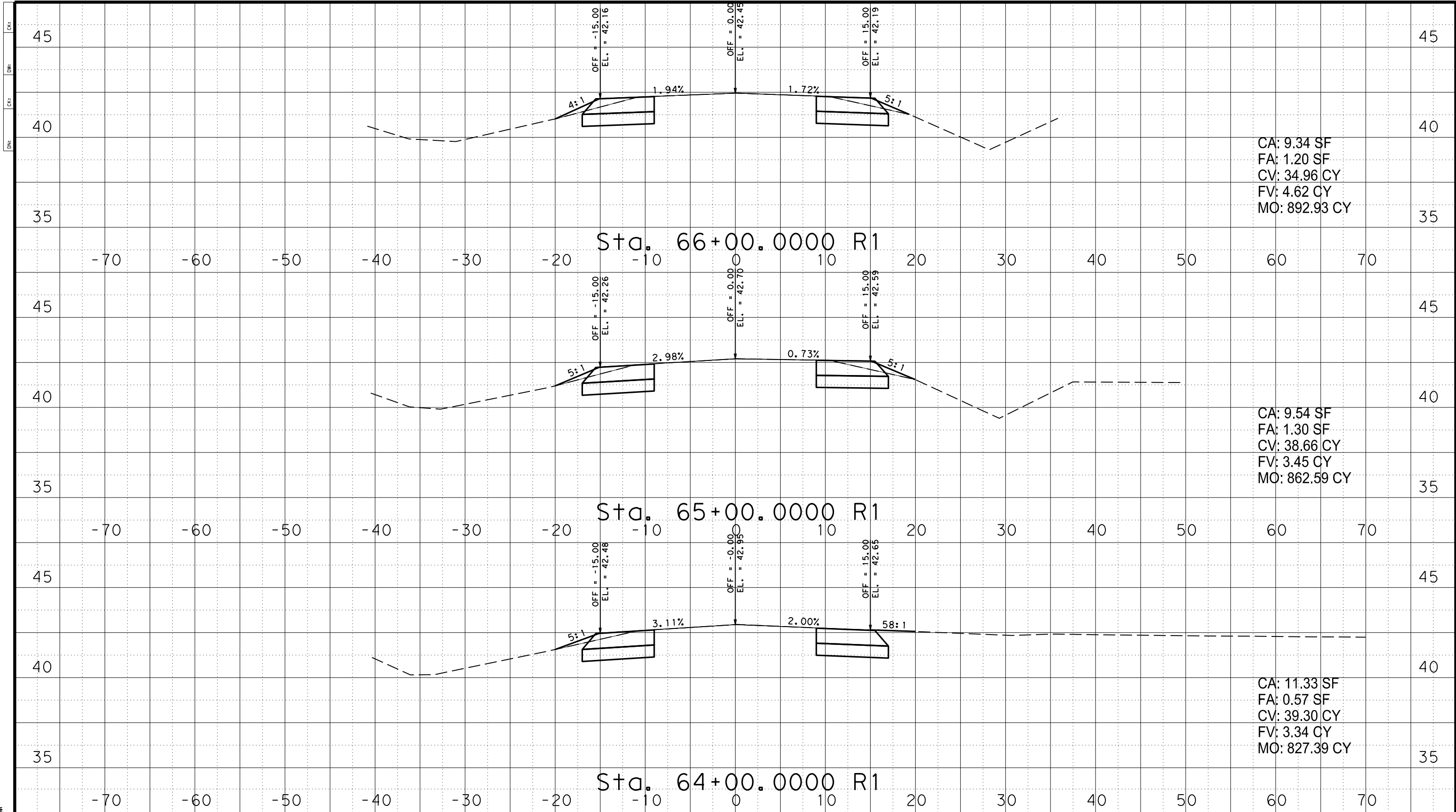
DATE: 04/29/2020 09:41 PM
FILE: DOCUMENT NAME

SHEET 13 OF 32



CONT	SECT	JOB	HIGHWAY
0738	01	065	FM 136
DIST	COUNTY	SHEET NO.	
CRP	REFUGIO	13	

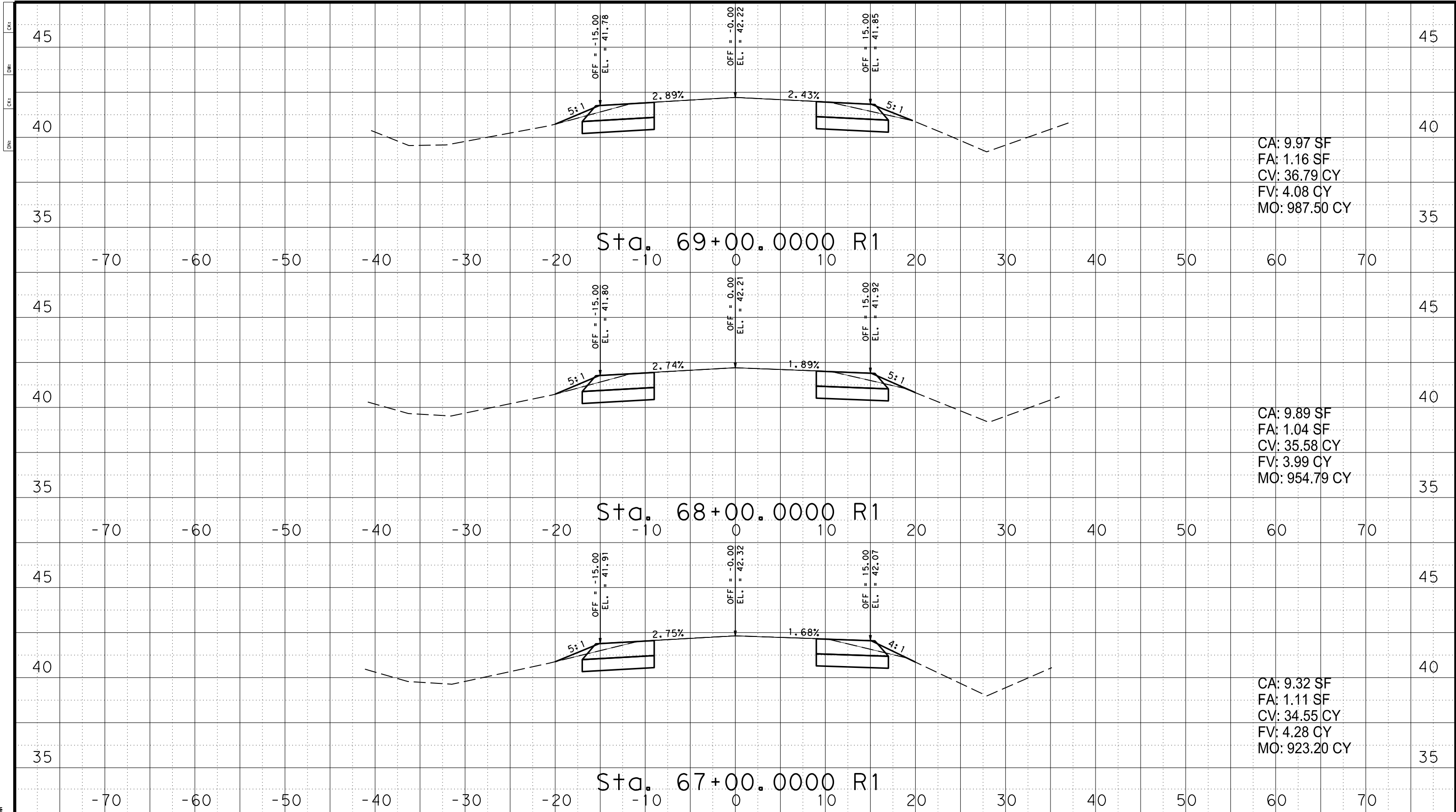
DATE: 04/29/2020 09:41 PM
 FILE: DOCUMENT NAME



© 2020

CONT	SECT	JOB	HIGHWAY
0738	01	065	FM 136
DIST	COUNTY		SHEET NO.
CRP	REFUGIO		14

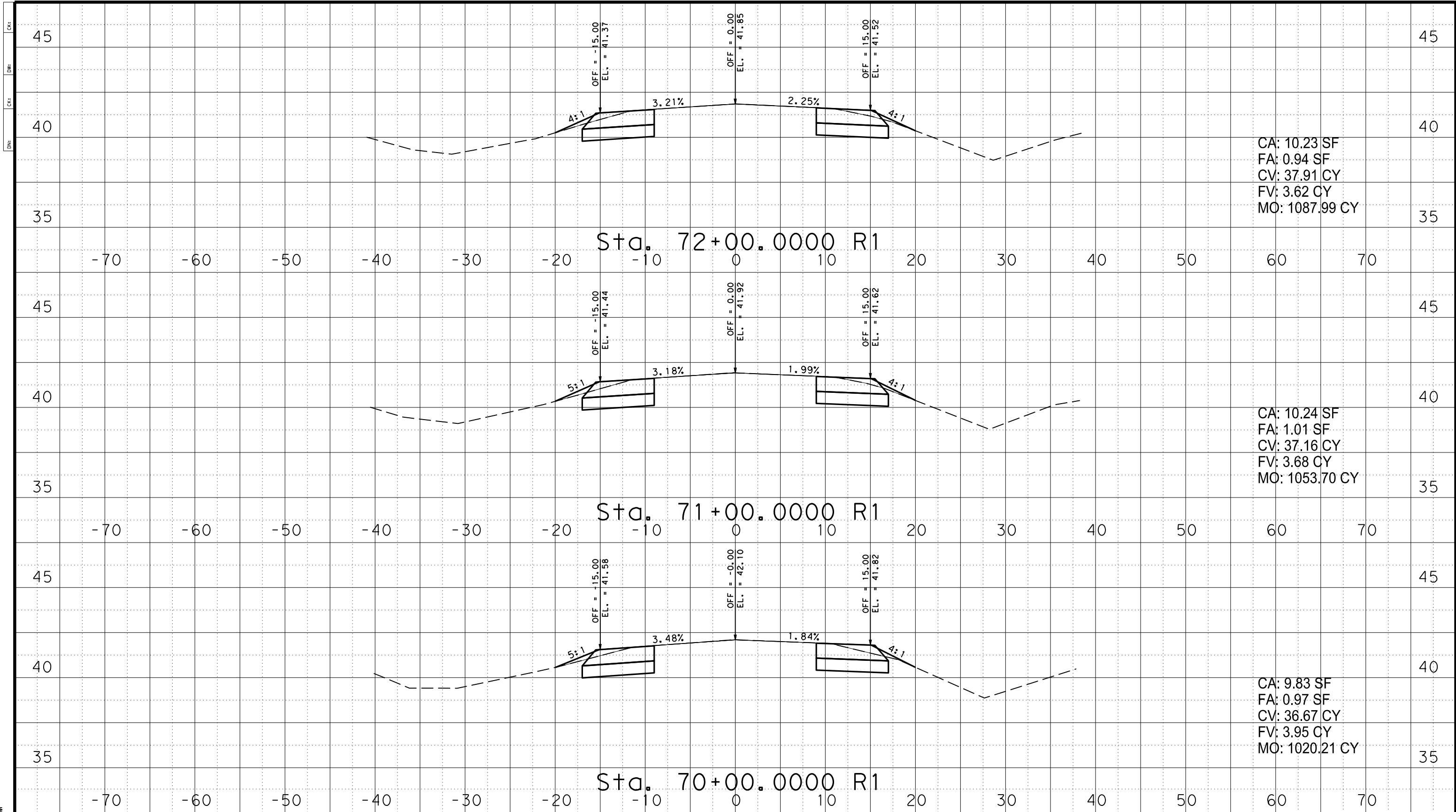
DATE: 04/29/2020 09:41 PM
FILE: DOCUMENT NAME



© 2020

CONT	SECT	JOB	HIGHWAY
0738	01	065	FM 136
DIST	COUNTY		SHEET NO.
CRP	REFUGIO		15

DATE: 04/29/2020 09:41 PM
FILE: DOCUMENT NAME



© 2020

CONT	SECT	JOB	HIGHWAY
0738	01	065	FM 136
DIST	COUNTY		SHEET NO.
CRP	REFUGIO		16

CRP
DPR
CKE
DNR

45

40

35

-70

-60

-50

-40

-30

-20

Sta. 75+00.0000 R1

-10

0

10

20

30

40

50

60

70

45

40

35

CA: 10.61 SF
FA: 0.71 SF
CV: 36.41 CY
FV: 3.72 CY
MO: 1190.25 CY

45

40

35

-70

-60

-50

-40

-30

-20

Sta. 74+00.0000 R1

-10

0

10

20

30

40

50

60

70

45

40

35

CA: 9.05 SF
FA: 1.30 SF
CV: 37.12 CY
FV: 3.76 CY
MO: 1157.56 CY

45

40

35

-70

-60

-50

-40

-30

-20

Sta. 73+00.0000 R1

-10

0

10

20

30

40

50

60

70

45


40

35

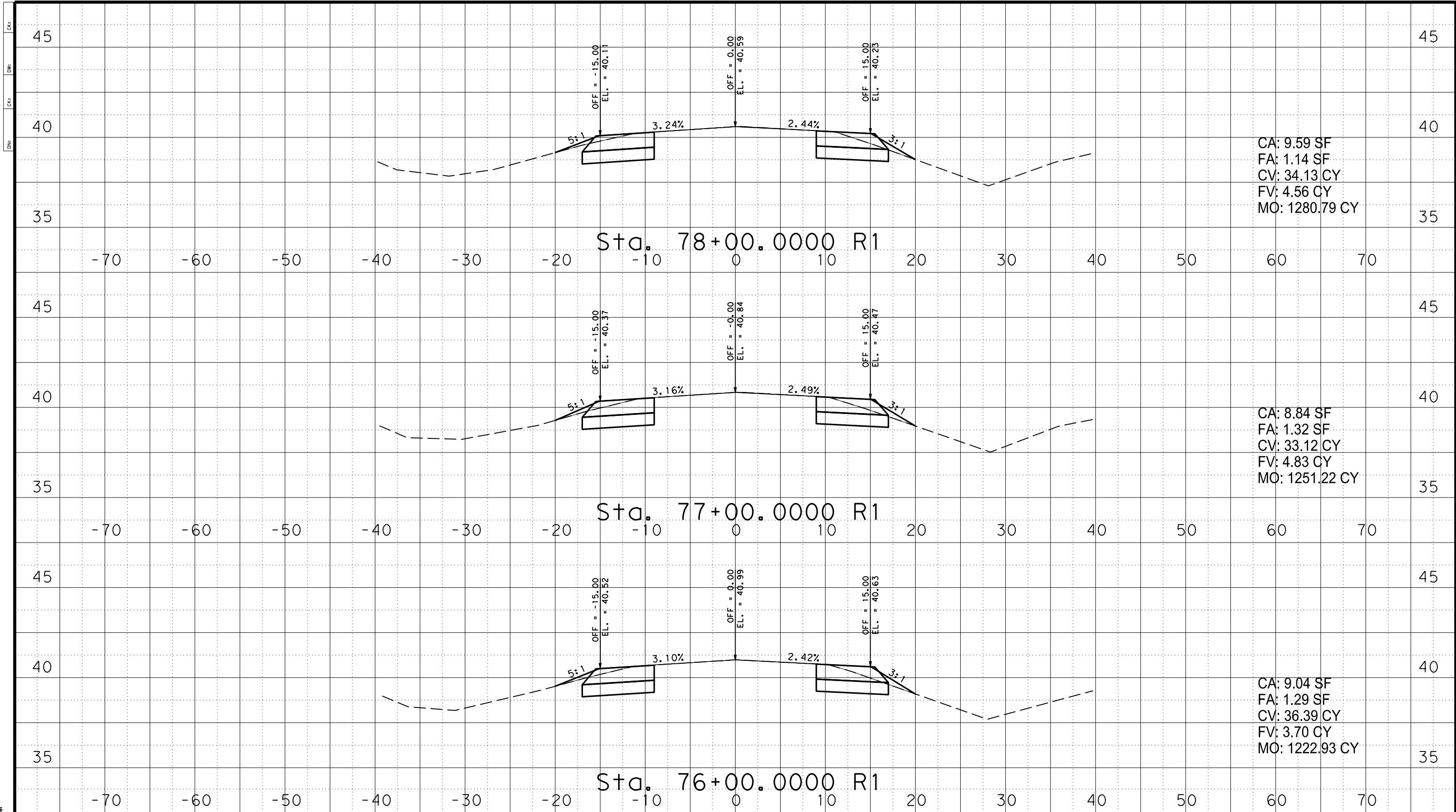
CA: 10.99 SF
FA: 0.73 SF
CV: 39.30 CY
FV: 3.09 CY
MO: 1124.20 CY

DATE: 04/29/2020 09:41 PM
FILE: DOCUMENT NAME

SHEET 17 OF 32



CONT	SECT	JOB	HIGHWAY
0738	01	065	FM 136
DIST	COUNTY		SHEET NO.
CRP	REFUGIO		17



DATE: 04/29/2020 09:41 PM
FILE: DOCUMENT NAME

© 2020

CONT	SECT	JOB	HIGHWAY
0738	01	065	FM 136
DIST	COUNTY		SHEET NO.
CRP	REFUGIO		18

DATE: 04/29/2020 09:41 PM
FILE: DOCUMENT NAME

45

40

35

30

-70

-60

-50

-40

-30

-20

-10

0

10

20

30

40

50

60

70

Sta. 80+00.0000 R1

OFF = -15.00
EL. = 39.73

2.69%

OFF = 0.00
EL. = 40.13

1.50%

OFF = 15.00
EL. = 39.91

4:1

CA: 10.12 SF
FA: 0.99 SF
CV: 35.98 CY
FV: 2.83 CY
MO: 1345.82 CY

45

40

35

30

45

40

35

-70

-60

-50

-40

-30

-20

-10

0

10

20

30

40

50

60

70

Sta. 79+00.0000 R1

OFF = -15.00
EL. = 39.89

3.09%

OFF = 0.00
EL. = 40.36

1.39%

OFF = 15.00
EL. = 40.15

3:1


CA: 9.31 SF
FA: 0.54 SF
CV: 35.00 CY
FV: 3.12 CY
MO: 1312.67 CY

45

40

35

SHEET 19 OF 32



CONT	SECT	JOB	HIGHWAY
0738	01	065	FM 136
DIST	COUNTY	SHEET NO.	
CRP	REFUGIO	19	

DATE: 04/29/2020 09:41 PM
FILE: DOCUMENT NAME

45

40

35

-70

-60

-50

-40

-30

-20

-10

0

10

20

30

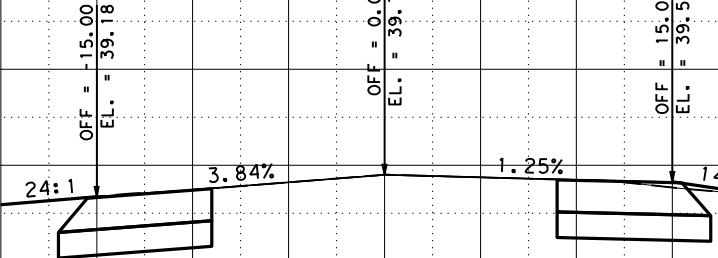
40

50

60

70

Sta. 82+00.0000 R1



CA: 12.08 SF
FA: 0.28 SF
CV: 41.46 CY
FV: 2.50 CY
MO: 1418.80 CY

45

40

35

45

40

35

30

-70

-60

-50

-40

-30

-20

-10

0

10

20

30

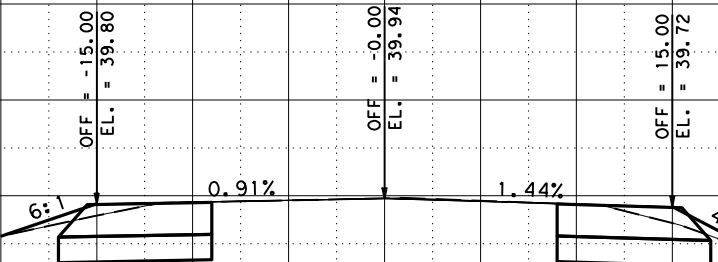
40

50

60

70

Sta. 81+00.0000 R1



CA: 10.31 SF
FA: 1.07 SF
CV: 37.82 CY
FV: 3.81 CY
MO: 1379.84 CY


45

40

35

30

SHEET 20 OF 32



CONT	SECT	JOB	HIGHWAY
0738	01	065	FM 136
DIST	COUNTY		SHEET NO.
CRP	REFUGIO		20

CRP
DNR
CKE
DNR

45

45

40

40

35

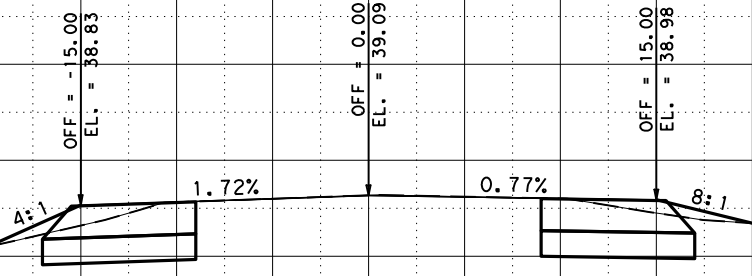
35

30

30

-70 -60 -50 -40 -30 -20 -10 0 10 20 30 40 50 60 70

Sta. 84+00.0000 R1



CA: 9.44 SF
FA: 1.43 SF
CV: 38.98 CY
FV: 3.21 CY
MO: 1497.35 CY

45

45

40

40

35

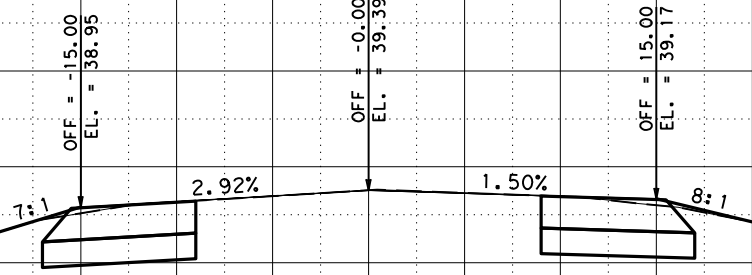
35

30

30

-70 -60 -50 -40 -30 -20 -10 0 10 20 30 40 50 60 70


Sta. 83+00.0000 R1



CA: 11.61 SF
FA: 0.31 SF
CV: 43.87 CY
FV: 1.09 CY
MO: 1461.57 CY

DATE: 04/29/2020 09:41 PM
FILE: DOCUMENT NAME

SHEET 21 OF 32



CONT	SECT	JOB	HIGHWAY
0738	01	065	FM 136
DIST	COUNTY	SHEET NO.	
CRP	REFUGIO	21	

CRP
DPR
CKE
DNR

45

45

40

40

35

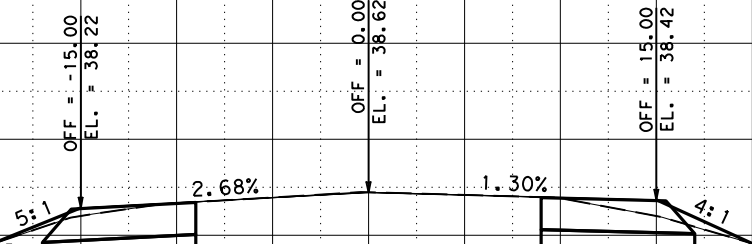
35

30

30

-70 -60 -50 -40 -30 -20 -10 0 10 20 30 40 50 60 70

Sta. 86+00.0000 R1



CA: 10.26 SF
FA: 0.88 SF
CV: 36.77 CY
FV: 3.95 CY
MO: 1560.45 CY

45

45

40

40

35

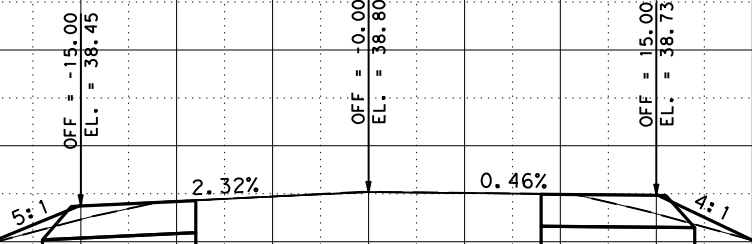
35

30

30

-70 -60 -50 -40 -30 -20 -10 0 10 20 30 40 50 60 70


Sta. 85+00.0000 R1



CA: 9.60 SF
FA: 1.26 SF
CV: 35.26 CY
FV: 4.97 CY
MO: 1527.63 CY

DATE: 04/29/2020 09:41 PM
FILE: DOCUMENT NAME

SHEET 22 OF 32



CONT	SECT	JOB	HIGHWAY
0738	01	065	FM 136
DIST	COUNTY		SHEET NO.
CRP	REFUGIO		22

C&E
D&E
C&E
D&E

40

35

30

-70

-60

-50

-40

-30

-20

-10

0

10

20

30

40

50

60

70

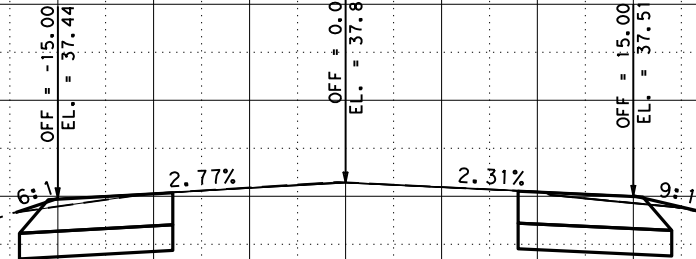
40

35

30

CA: 11.09 SF
FA: 0.27 SF
CV: 38.54 CY
FV: 2.44 CY
MO: 1630.00 CY

Sta. 88+00.0000 R1



45

40

35

30

-70

-60

-50

-40

-30

-20

-10

0

10

20

30

40

50

60

70

45

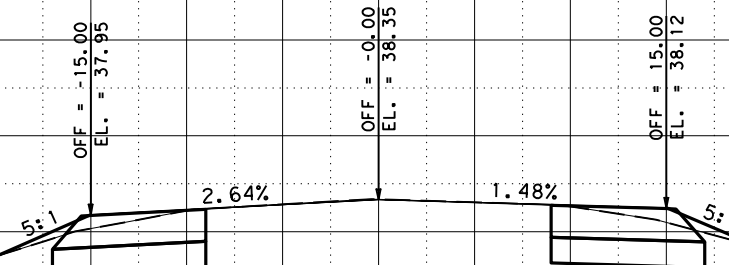
40

35

30


CA: 9.72 SF
FA: 1.04 SF
CV: 37.00 CY
FV: 3.55 CY
MO: 1593.90 CY

Sta. 87+00.0000 R1



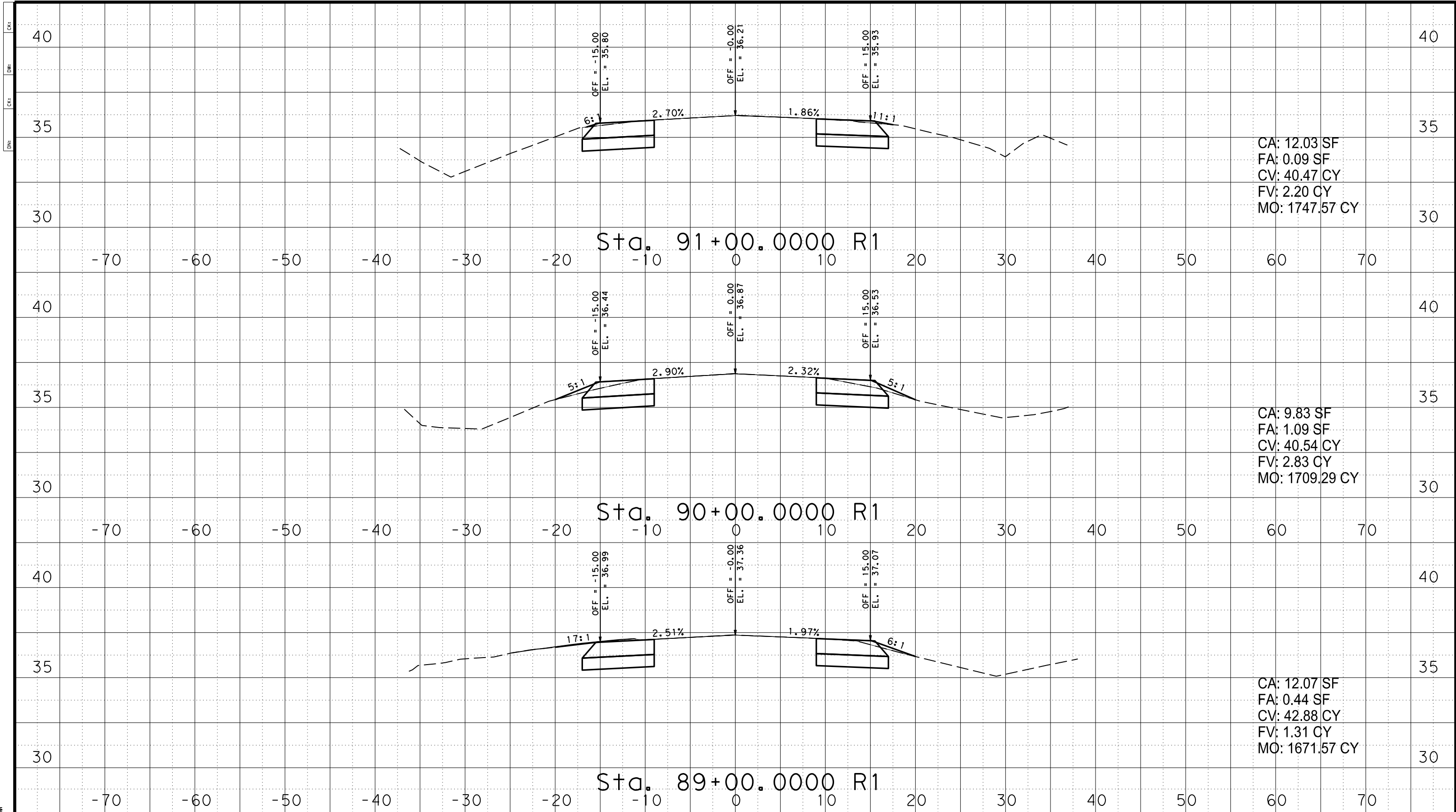
DATE: 04/29/2020 09:41 PM
FILE: DOCUMENT NAME

SHEET 23 OF 32



CONT	SECT	JOB	HIGHWAY
0738	01	065	FM 136
DIST	COUNTY	SHEET NO.	
CRP	REFUGIO	23	

DATE: 04/29/2020 09:41 PM
 FILE: DOCUMENT NAME



© 2020

CONT	SECT	JOB	HIGHWAY
0738	01	065	FM 136
DIST	COUNTY		SHEET NO.
CRP	REFUGIO		24

DATE: 04/29/2020 09:41 PM
FILE: DOCUMENT NAME

40

35

30

25

-70

-60

-50

-40

-30

-20

-10

0

10

20

30

40

50

60

70

40

35

30

25

Sta. 93+00.0000 R1

Sta. 92+00.0000 R1

OFF = -15.00
EL. = 34.61

OFF = 0.00
EL. = 34.83

OFF = 15.00
EL. = 34.27

6:1

1.49%

3.75%

6:1

OFF = -15.00
EL. = 35.53

OFF = 0.00
EL. = 35.68

OFF = 15.00
EL. = 35.22

5:1

1.01%


3.08%

6:1

CA: 11.54 SF
FA: 0.26 SF
CV: 42.13 CY
FV: 1.75 CY
MO: 1829.54 CY

CA: 11.21 SF
FA: 0.69 SF
CV: 43.04 CY
FV: 1.45 CY
MO: 1789.16 CY

SHEET 25 OF 32



CONT	SECT	JOB	HIGHWAY
0738	01	065	FM 136
DIST	COUNTY		SHEET NO.
CRP	REFUGIO		25

CHK
DWF
CKE
DNI

40

40

35

35

30

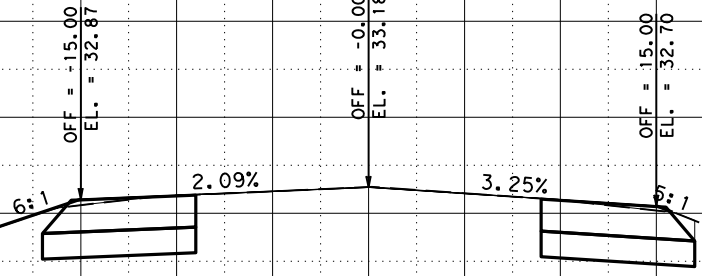
30

25

25

-70 -60 -50 -40 -30 -20 -10 0 10 20 30 40 50 60 70

Sta. 95+00.0000 R1



CA: 11.95 SF
FA: 0.05 SF
CV: 47.44 CY
FV: 0.10 CY
MO: 1923.08 CY

40

40

35

35

30

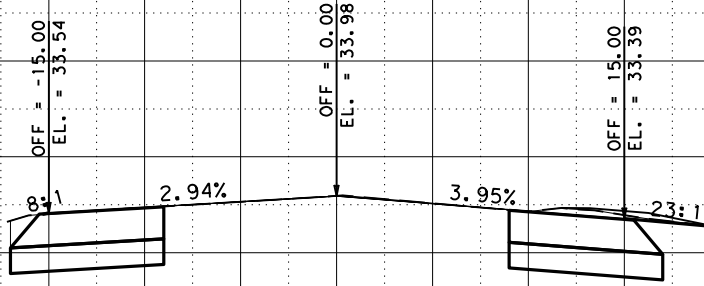
30

25

25

-70 -60 -50 -40 -30 -20 -10 0 10 20 30 40 50 60 70


Sta. 94+00.0000 R1



CA: 13.67 SF
FA: 0.00 SF
CV: 46.68 CY
FV: 0.47 CY
MO: 1875.74 CY

DATE: 04/29/2020 09:41 PM
FILE: DOCUMENT NAME

SHEET 26 OF 32



CONT	SECT	JOB	HIGHWAY
0738	01	065	FM 136
DIST	COUNTY		SHEET NO.
CRP	REFUGIO		26

CRK
DNE
CKE
DNE

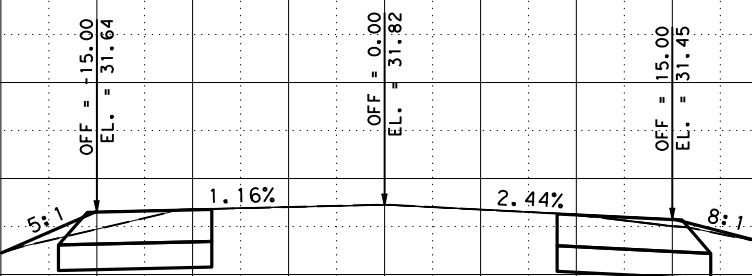
35

30

25

-70 -60 -50 -40 -30 -20 -10 0 10 20 30 40 50 60 70

Sta. 98+00.0000 R1



CA: 10.19 SF
 FA: 0.89 SF
 CV: 39.12 CY
 FV: 3.07 CY
 MO: 2042.34 CY

35

30

25

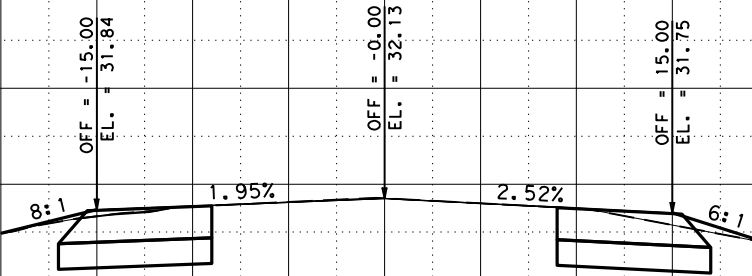
35

30

25

-70 -60 -50 -40 -30 -20 -10 0 10 20 30 40 50 60 70

Sta. 97+00.0000 R1



CA: 10.94 SF
 FA: 0.76 SF
 CV: 41.99 CY
 FV: 1.97 CY
 MO: 2006.29 CY

35

30

25

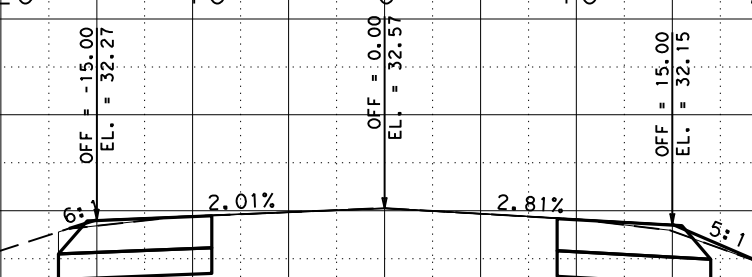
35

30

25

-70 -60 -50 -40 -30 -20 -10 0 10 20 30 40 50 60 70

Sta. 96+00.0000 R1



CA: 11.73 SF
 FA: 0.30 SF
 CV: 43.85 CY
 FV: 0.66 CY
 MO: 1966.27 CY


35

30

25

DATE: 04/29/2020 09:41 PM
FILE: DOCUMENT NAME

SHEET 27 OF 32



CONT	SECT	JOB	HIGHWAY
0738	01	065	FM 136
DIST	COUNTY		SHEET NO.
CRP	REFUGIO		27

DATE: 04/29/2020 09:41 PM
FILE: DOCUMENT NAME

CRP
DNR
CRP
DNR

35

30

25

-70

-60

-50

-40

-30

-20

Sta. 101+00.0000 R1

-10

0

10

20

30

40

50

60

70

35

30

25

CA: 10.57 SF
FA: 0.71 SF
CV: 38.86 CY
FV: 2.91 CY
MO: 2146.19 CY

12:1

2.17%

2.30%

6:1

OFF = -15.00
EL. = 31.48

OFF = -0.00
EL. = 31.80

OFF = 15.00
EL. = 31.46

35

30

25

-70

-60

-50

-40

-30

-20

Sta. 100+00.0000 R1

-10

0

10

20

30

40

50

60

70

35

30

25

CA: 10.42 SF
FA: 0.87 SF
CV: 37.44 CY
FV: 3.26 CY
MO: 2110.24 CY

6:1

1.84%

2.93%

4:1

OFF = -15.00
EL. = 31.32

OFF = -0.00
EL. = 31.59

OFF = 15.00
EL. = 31.15

35

30

25

-70

-60

-50

-40

-30

-20

Sta. 99+00.0000 R1

-10

0

10

20

30

40

50

60

70

35

30

25

CA: 9.80 SF
FA: 0.89 SF
CV: 37.02 CY
FV: 3.30 CY
MO: 2076.06 CY

5:1

0.95%

3.80%

4:1

OFF = -15.00
EL. = 31.43

OFF = 0.00
EL. = 31.58

OFF = 15.00
EL. = 31.01

SHEET 28 OF 32

© 2020
Texas Department of Transportation

CONT	SECT	JOB	HIGHWAY
0738	01	065	FM 136
DIST	COUNTY		SHEET NO.
CRP	REFUGIO		28

CHK:
DWF:
CKE:
DIN:

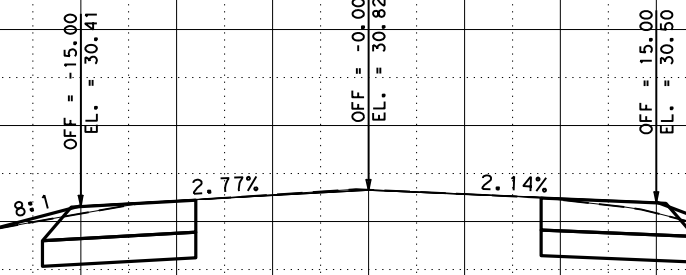
35

30

25

-70 -60 -50 -40 -30 -20 -10 0 10 20 30 40 50 60 70

Sta. 104+00.0000 R1



CA: 11.05 SF
 FA: 0.82 SF
 CV: 37.18 CY
 FV: 4.07 CY
 MO: 2250.62 CY

35

30

25

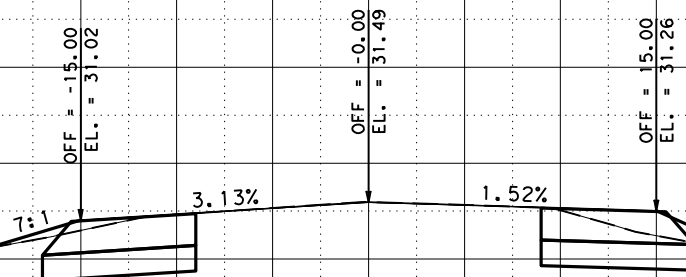
35

30

25

-70 -60 -50 -40 -30 -20 -10 0 10 20 30 40 50 60 70

Sta. 103+00.0000 R1



CA: 9.02 SF
 FA: 1.37 SF
 CV: 37.35 CY
 FV: 3.74 CY
 MO: 2217.51 CY

35

30

25

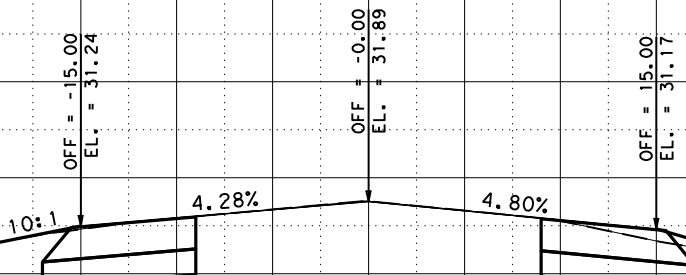
35

30

25

-70 -60 -50 -40 -30 -20 -10 0 10 20 30 40 50 60 70

Sta. 102+00.0000 R1



CA: 11.14 SF
 FA: 0.65 SF
 CV: 40.21 CY
 FV: 2.50 CY
 MO: 2183.90 CY


35

30

25

DATE: 04/29/2020 09:41 PM
FILE: DOCUMENT NAME

SHEET 29 OF 32



CONT	SECT	JOB	HIGHWAY
0738	01	065	FM 136
DIST	COUNTY		SHEET NO.
CRP	REFUGIO		29

CHK
DWF
CKE
DNI

35

30

25

-70

-60

-50

-40

-30

-20

-10

0

10

20

30

40

50

60

70

Sta. 106+00.0000 R1

OFF = -15.00
EL. = 28.81

OFF = -0.00
EL. = 29.32

OFF = 15.00
EL. = 28.70

7:1

3.38%

4.12%

6:1

CA: 10.79 SF
FA: 0.93 SF
CV: 40.33 CY
FV: 3.52 CY
MO: 2324.93 CY

35

30

25

35

30

25

-70

-60

-50

-40

-30

-20

-10

0

10

20

30

40

50

60

70

Sta. 105+00.0000 R1

OFF = -15.00
EL. = 29.80

OFF = -0.00
EL. = 30.16

OFF = 15.00
EL. = 29.57

7:1

2.45%

3.94%

6:1

CA: 10.98 SF
FA: 0.96 SF
CV: 40.81 CY
FV: 3.31 CY
MO: 2288.12 CY


35

30

25

DATE: 04/29/2020 09:41 PM
FILE: DOCUMENT NAME

SHEET 30 OF 32



CONT	SECT	JOB	HIGHWAY
0738	01	065	FM 136
DIST	COUNTY	SHEET NO.	
CRP	REFUGIO	30	

CHK:
DWF:
CKE:
DNI:

30

25

20

-70

-60

-50

-40

-30

-20

-10

0

10

20

30

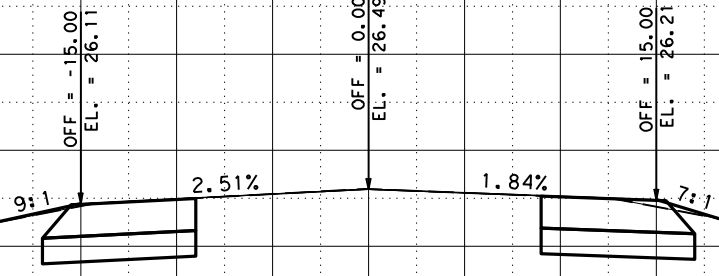
40

50

60

70

Sta. 108+00.0000 R1



CA: 11.90 SF
FA: 0.32 SF
CV: 42.00 CY
FV: 2.37 CY
MO: 2401.01 CY

30

25

20

35

30

25

20

-70

-60

-50

-40

-30

-20

-10

0

10

20

30

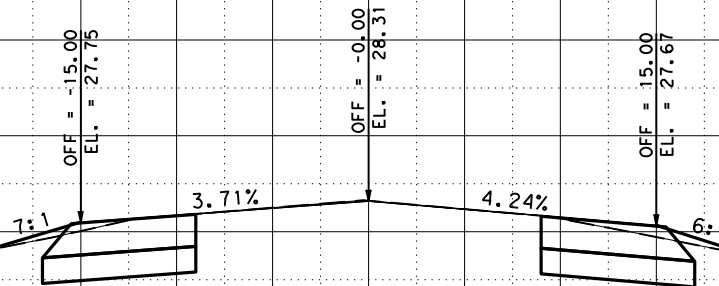
40

50

60

70

Sta. 107+00.0000 R1



CA: 10.78 SF
FA: 0.96 SF
CV: 39.95 CY
FV: 3.51 CY
MO: 2361.37 CY

35


30

25

20

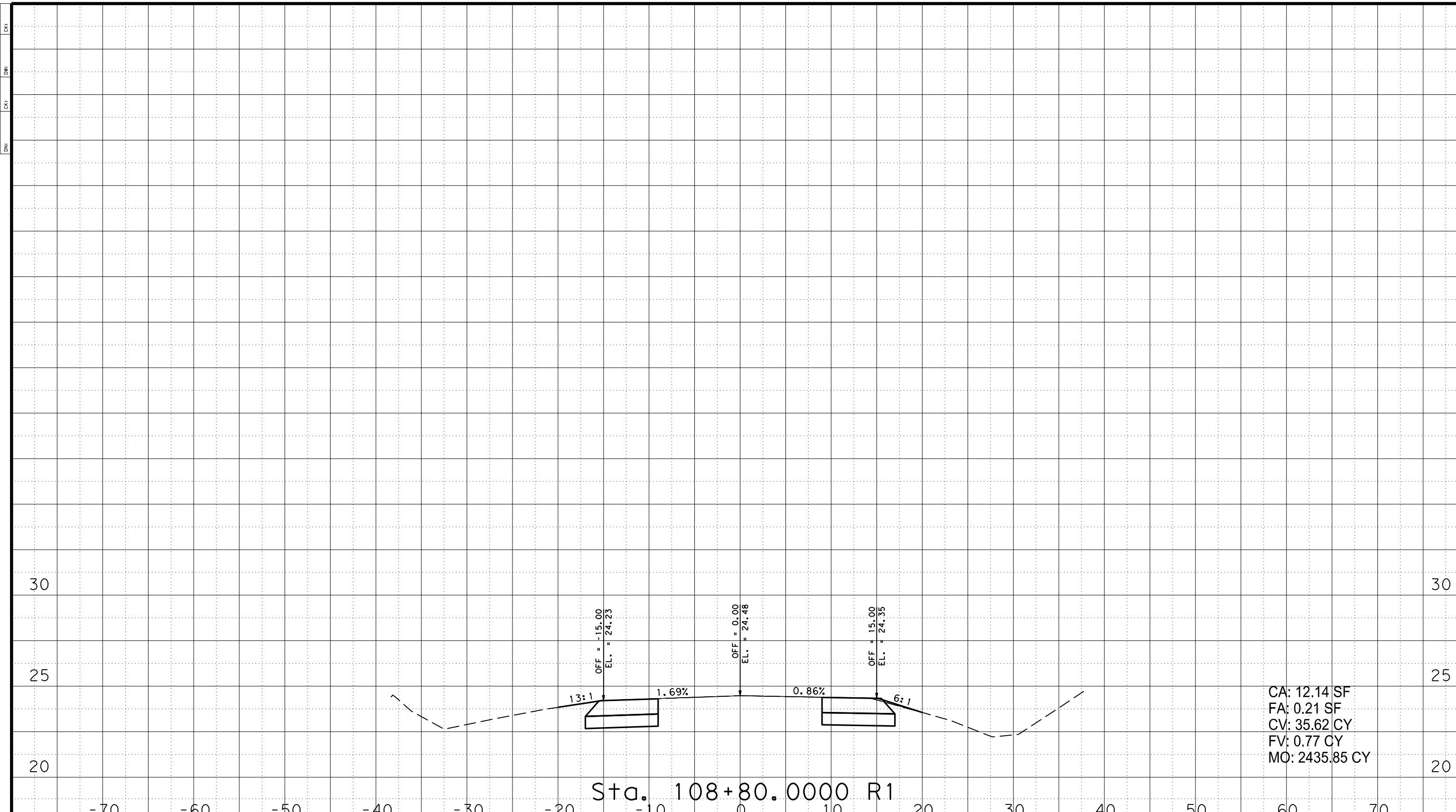
DATE: 04/29/2020 09:41 PM
FILE: DOCUMENT NAME

SHEET 31 OF 32




CONT	SECT	JOB	HIGHWAY
0738	01	065	FM 136
DIST	COUNTY		SHEET NO.
CRP	REFUGIO		31

DATE: 04/29/2020 09:41 PM
FILE: DOCUMENT NAME



Sta. 108+80.0000 R1



CONT	SECT	JOB	HIGHWAY
0738	01	065	FM 136
DIST	COUNTY		SHEET NO.
CRP	REFUGIO		32