




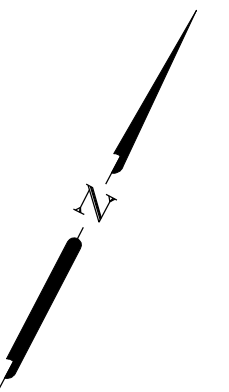


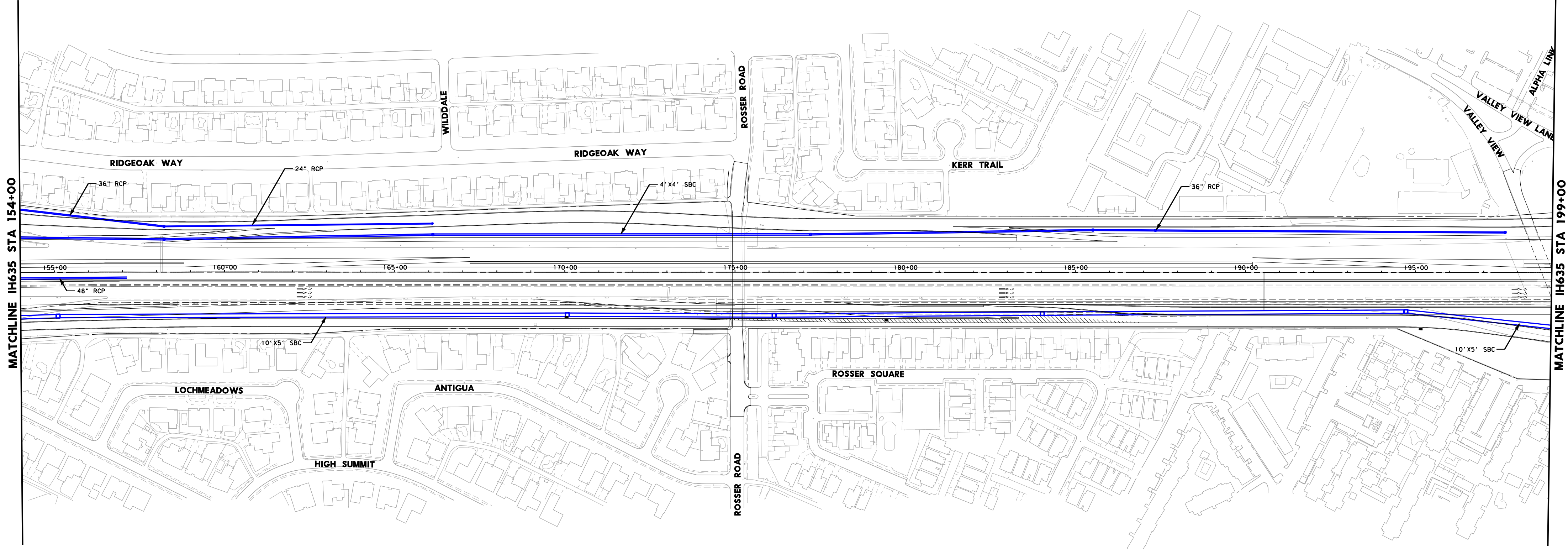
LEGEND	
	EXISTING DRAINAGE STRUCTURE
	PROPOSED DRAINAGE STRUCTURE
	EXISTING ROW
	PROPOSED ROW
	PROPOSED WET/DETENTION PONDS
LINK SIZES NOTED ONLY WHEN CHANGES OCCUR	

THE CONTRACTOR SHALL OBTAIN TEMPORARY CONSTRUCTION EASEMENTS AS NEEDED TO CONSTRUCT HEADWALLS, RIPRAP AND MISCELLANEOUS CONSTRUCTION ITEMS ADJACENT TO THE PROPOSED ROW.



I.H. 635	
DRAINAGE LAYOUT	
SHEET 4 OF 14	Page 91

DATE	05/08/2008	   
SHEET No.	D4	



2:15:00 PM 5/8/2008
 D:\Projects\I.H. 635\Drawings\Sheet 4 of 14.dwg
 2008/05/08 14:15:00
 2008/05/08 14:15:00