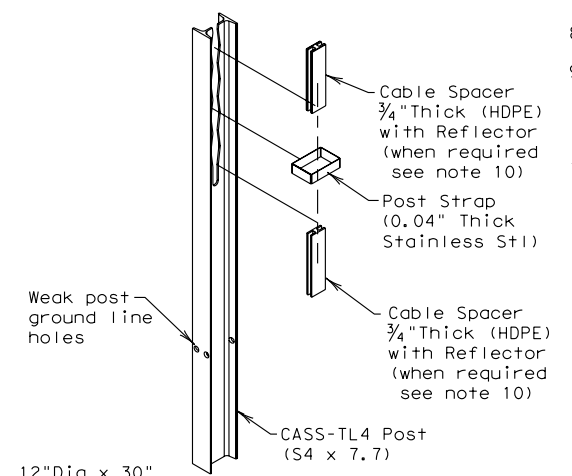
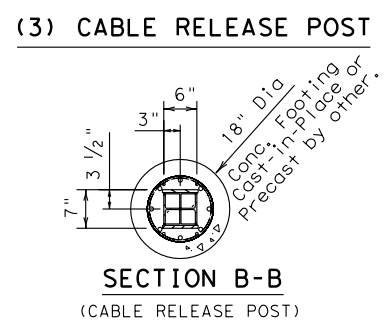
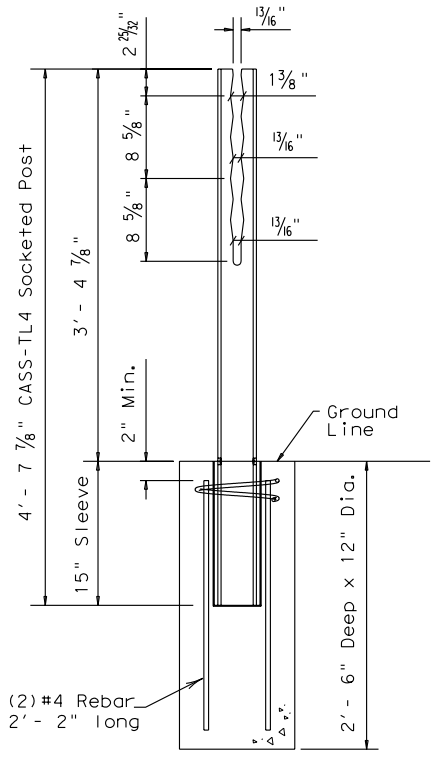
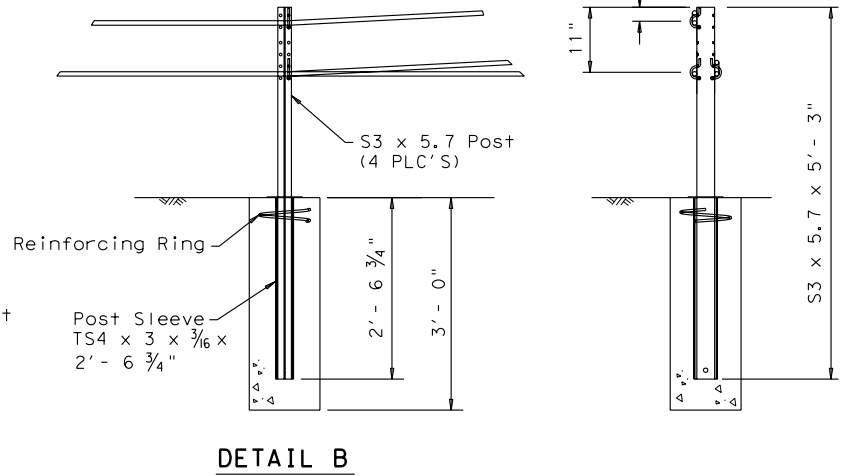
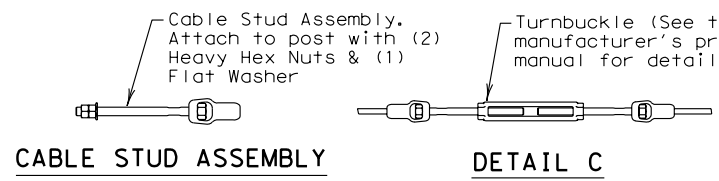


- GENERAL NOTES**
- For additional information, contact Trinity Highway Safety Products, Inc. at 1-800-527-6050.
  - All concrete shall be class A.
  - All posts shall be socketed unless otherwise specified.
  - For cable barrier installation lengths and terminal cable (CCT) requirements. (See the manufacturer's product manual)
  - For payment see special specification "Cable Barrier System".
  - The CASS-TL4 system is designed for bi-directional traffic flows. See the manufacturer's product manual for placement adjacent to guardrail end treatments.
  - CASS-TL4 shall be installed on median shoulders or in depressed medians with slopes of 6:1 or flatter without obstructions, depressions, etc. that may significantly affect the stability of an errant vehicle.
  - CASS may be installed on either side of the median.
  - Rebar ring and rebar rods are not required if installed in a 3 ft. (min.) width mow strip of 6 in. (min.) asphalt depth or 3 in. (min.) reinforced concrete depth. If minimum requirements are not met contact Trinity Industries to discuss footings.
  - See the Texas MUTCD for proper "Barrier" delineation.



CABLE TENSION CHART		
F	Std. Cable	Pre-Stretched
-10	8600	7300
0	8200	7000
10	7800	6600
20	7400	6300
30	7000	6000
40	6600	5600
50	6200	5300
60	5800	5000
70	5600	4800
80	5200	4300
90	4800	4000
100	4400	3600
110	4000	3300

Allowable Deviation from Chart:  
200 lbs/force.



**CASS-TL4 CABLE SAFETY SYSTEM**  
(Trinity Highway Safety Products, Inc.)

P.E. SEAL REQUIRED  
**PRELIMINARY**  
SUBJECT TO REVISION

FILE#	DN#	CK#	DW#	CK#
DISTRICT		FEDERAL AID PROJECT		
REVISIONS		COUNTY	CONTROL	SECT
			JOB	HIGHWAY

LEVELS DISPLAYED