

Long-range Forecast Project

PAAC Meeting

Erika Kunkel | TxDOT Maritime Division
Johanna Guerrero | AECOM
Joseph Berlin | AECOM

August 2, 2023

Project Rationale

- TxDOT is updating the maritime tonnage and economic forecast to 2050
- This will inform the Statewide Long-Range Transportation Plan, which impact the allocation of TxDOT funding to port projects



Port Survey Findings

- Received responses from 13 ports – including one-to-one discussions

Commodity	Estimated Cumulative Annual Tonnage Increase
Crude Oil	~30 million
LNG	~2 million
Hydrogen and Ammonia	~30 million
Wind Energy	~3 million

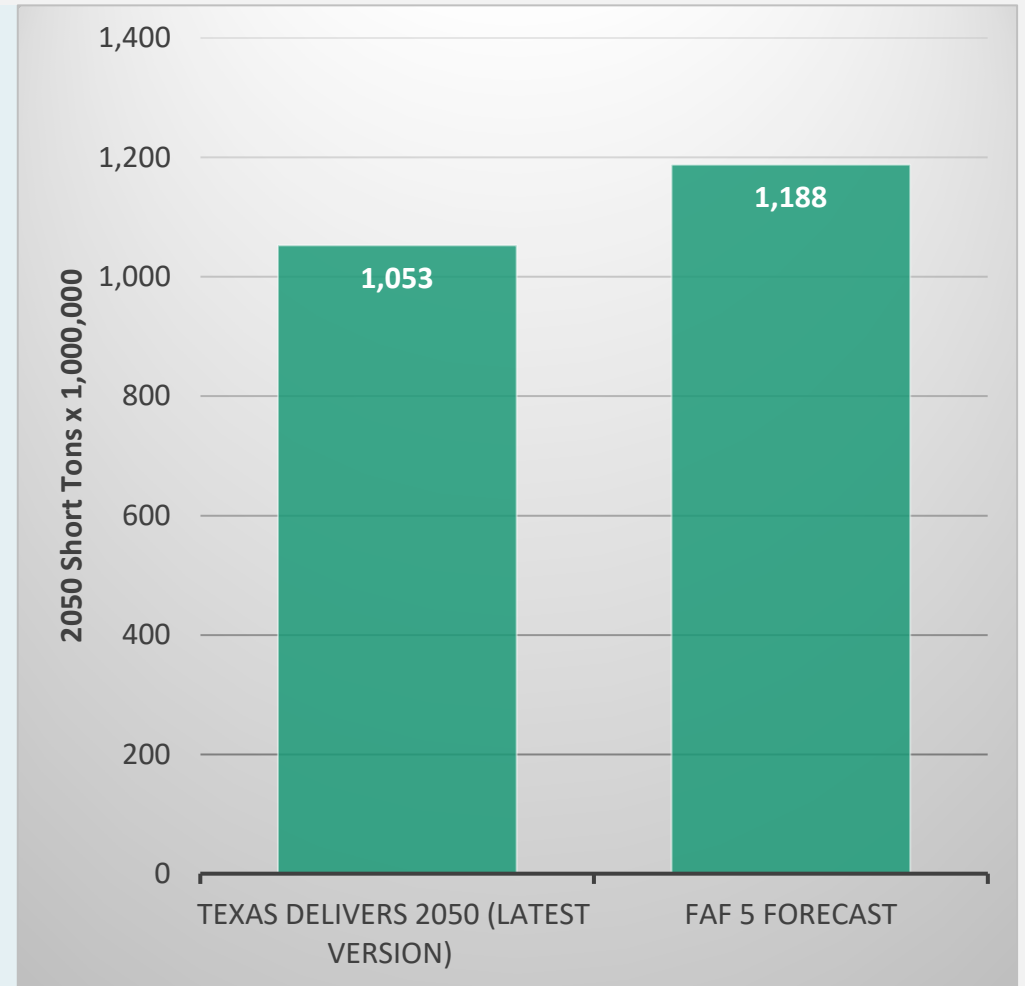
Emerging markets and commodity trends

- Based on survey responses, national commodities datasets, industry news sources, permit applications for new industrial development, and anticipated shifts in supply chains.

Commodity	2050 (Short Tons x 1Million)	2050 (Billions of Dollars)
Crude Oil	112	\$ 49
Ammonia	1	\$ 1
LNG	32	\$ 8
Wind Turbines	1	\$5
Total	146	\$ 63

Revised Tonnage Forecasts from Texas Delivers 2050

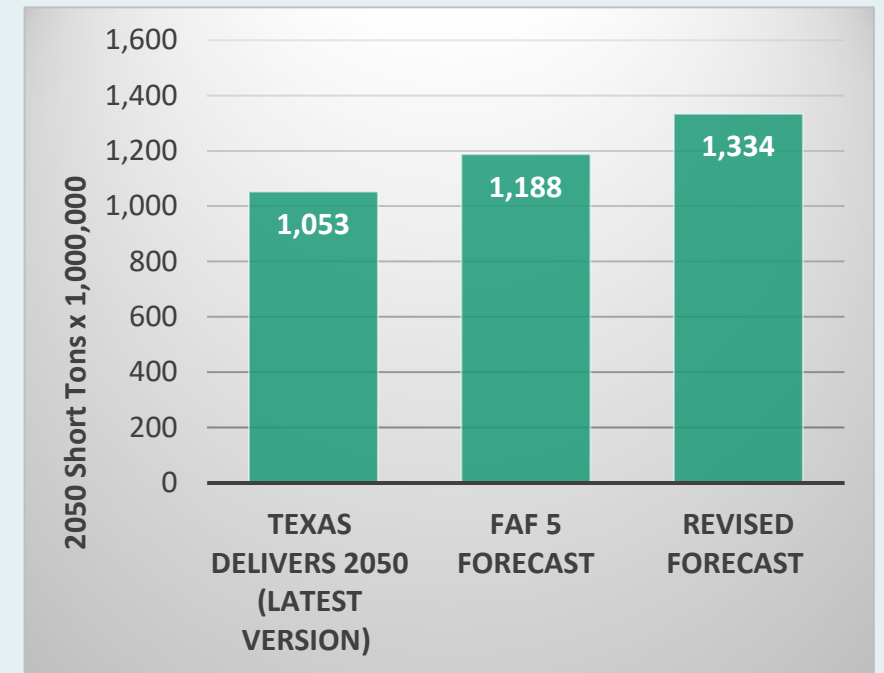
- U.S. Department of Transportation (USDOT)'s Freight Analysis Framework Version 5
- The latest version does not include intrastate waterborne tonnage moved within Texas
- All tonnage loaded and unloaded at Texas ports was included
- 12.8% increase in forecasted shipments from FAF 5 – corresponds to a 19 billion dollar increase in commodity value



Forecasted Texas Port Shipments by 2050

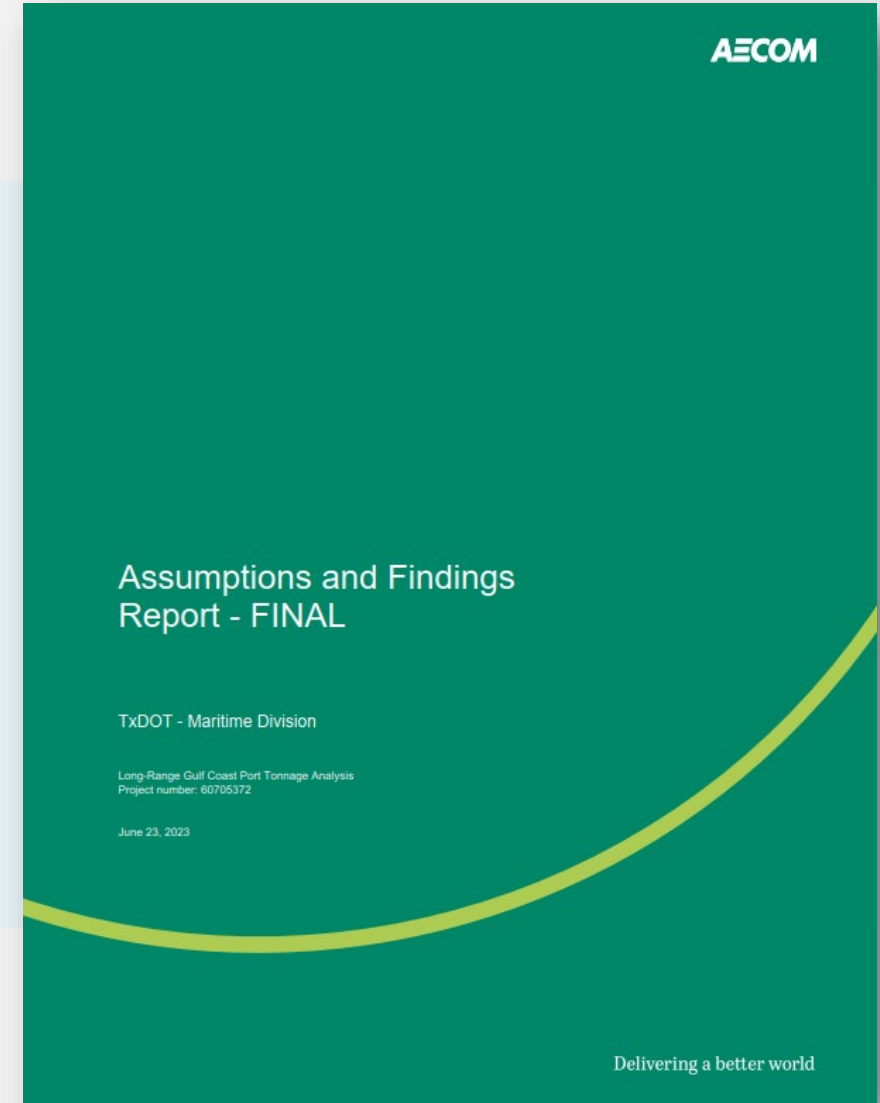
- Overall 26.7% increase in forecasted tonnage.

Commodity	2050 (Short Tons x 1Million)	2050 (Billions of Dollars)
Texas Delivers 2050 (latest version)	1,053	\$ 661
FAF 5 Forecast	1,188	\$ 680
Emerging markets and commodity trends	146	\$ 63
Revised Forecast	1,334	\$ 743



Project Deliverables

- Stakeholder Engagement Report
- Assumptions and Finding Report
- Update to figures included in the Freight Plan inform the Statewide Long-Range Transportation Plan



Thank you.