



FM 1957 (POTRANCO RD)

Open House Public Meeting





FM 1957 (Potranco Rd)

FROM: LP 1604
TO: FM 3487



BEXAR COUNTY

OPEN HOUSE PUBLIC MEETING

November 18, 2014

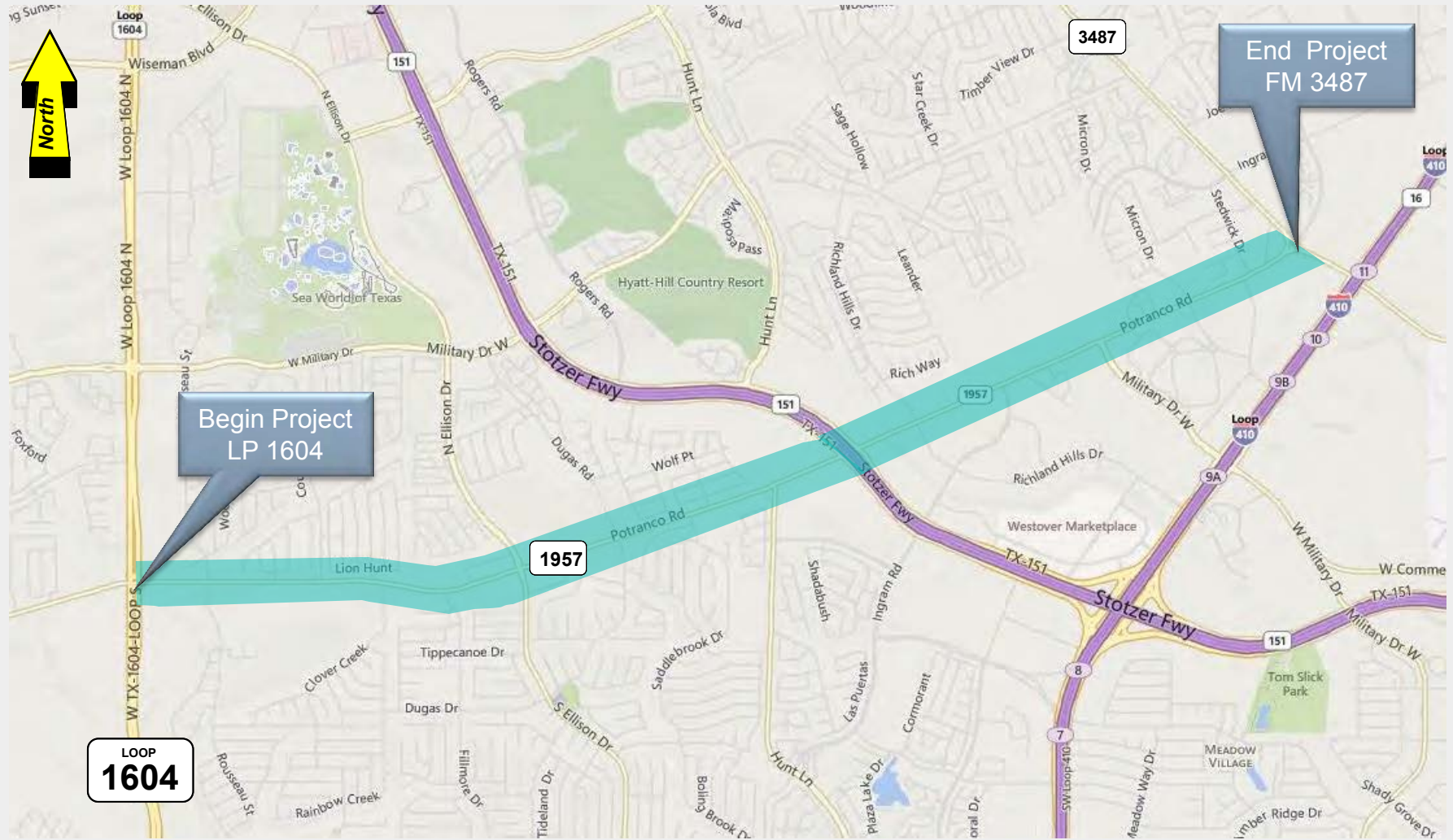
5:00 – 7:00 PM

E.M. Pease Middle School

201 Hunt Lane

San Antonio, TX 78245

Project Location



Project Description

- Add raised concrete medians along FM 1957 corridor
- Limits: From LP 1604 to FM 3487
- Length of project: 4.9 Miles
- Project selected as safety improvement project

Example of Median on
NW Military Hwy



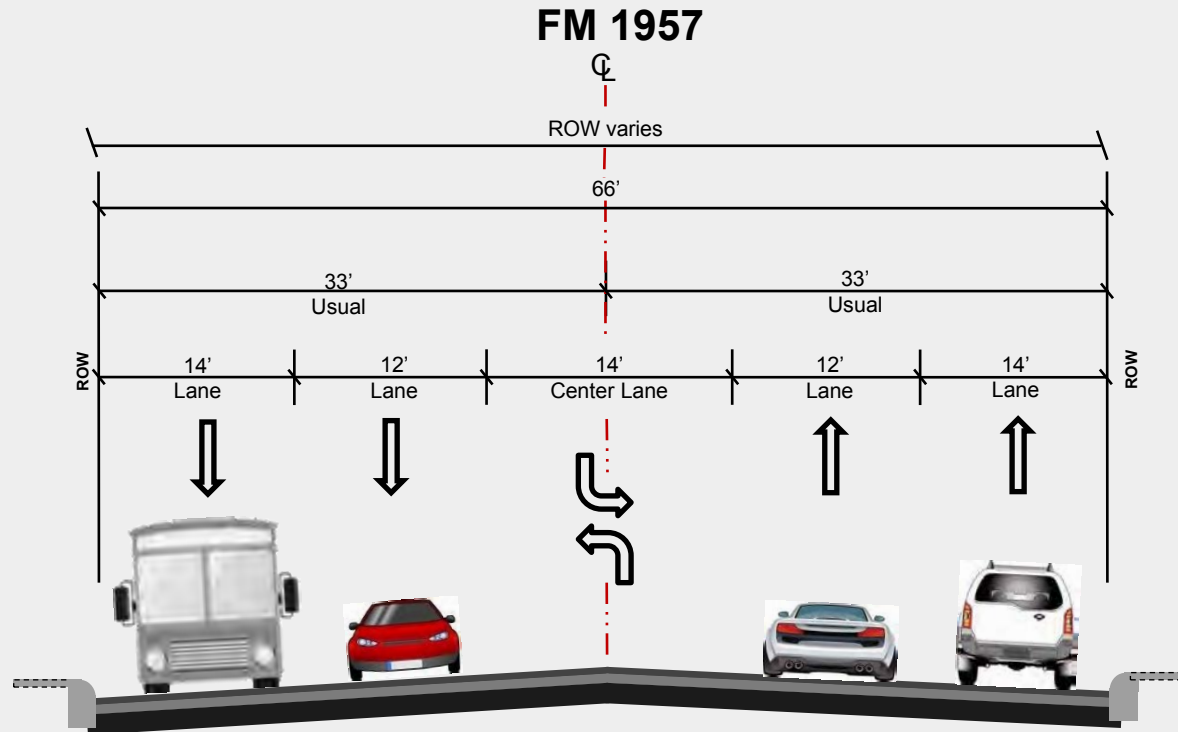
Courtesy of Google Earth

Example of Left-turn
Median on NW Military
Hwy



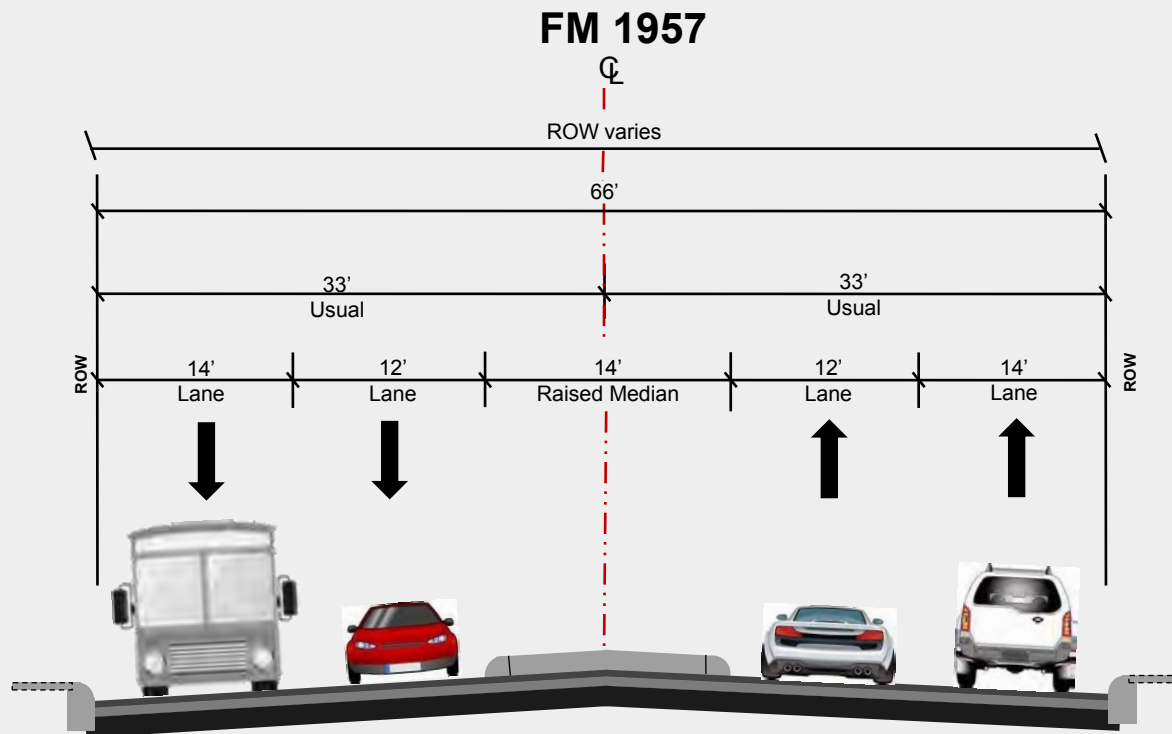
Courtesy of Google Earth

Typical Section



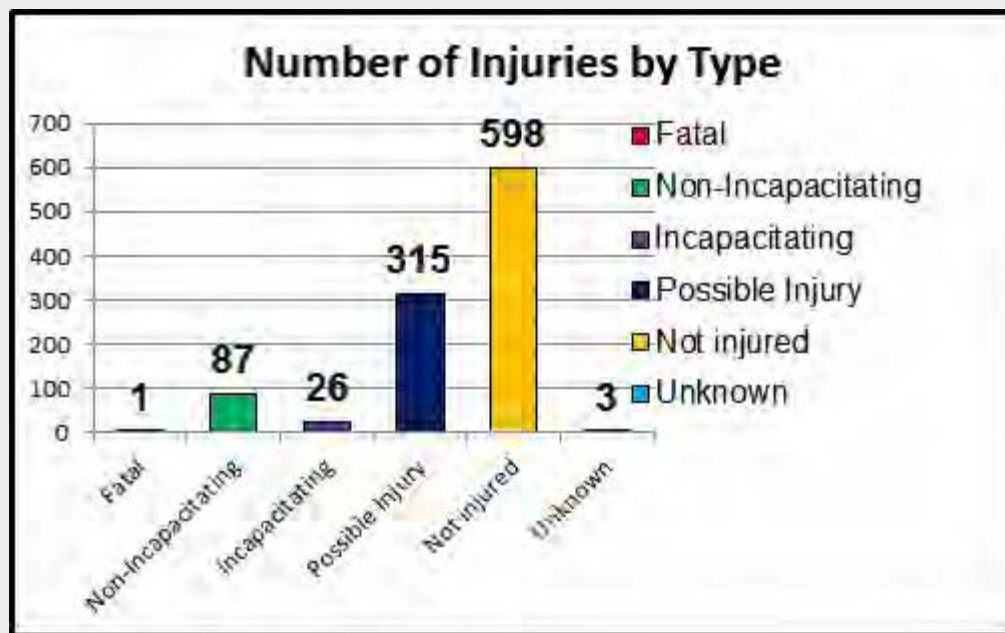
Existing FM 1957 Typical Section

Typical Section



Proposed FM 1957 Typical Section

Crash Data along FM 1957 corridor for years 2009 to 2014



■ How do Raised Medians improve SAFETY?

- Research has shown a significant reduction in the number and types of crashes after installation of raised medians
- Medians eliminate opposing left-turn maneuvers in locations with multiple, closely spaced driveways, as well as in the proximity of busy signalized intersections
- FM 1957 crash rate is 356 crashes/Million Vehicle Miles traveled (MVMT), while the statewide average for a similar roadway is 137 crashes/MVMT
- Numerous studies from across the nation have been conducted relating to undivided, TWLTL, and divided roadways with a non-traversable median. Based on studies, it can be concluded that roadways with a non-traversable median have an average crash rate about 30 percent less than roadways with a TWLTL. *(ref: TxDOT Roadway Design Manual)*

Raised Medians

■ How do Raised Medians improve MOBILITY?

- The National Highway Institute reports that inadequate access management can increase travel time and delay by as much as 40 to 60 percent. Yet, even a 10 percent reduction in average travel speeds can cause a business to lose 20% of its market area. (ref: Reilly, W., et al.,..Capacity and Service Procedures for Multi-lane Rural and Suburban Highways,. Final Report NCHRP Project 3-33, JHK & Associates and Midwest Research Institute, May 1989).
- Arterial Streets with high traffic counts exceeding 24,000 – 28,000 vehicles/day benefit from installation of raised medians

- Number of driveways
Per mile effect Free Flow Speed:

Driveways per Mile	Reduction in free flow speed (mph)
0	0
10	2.5
20	5
30	7.5
40 +	10

■ How do Raised Medians effect Businesses?

- Studies conducted of businesses within areas where access management has been implemented show that improved driveway spacing and design, alternative access, and installation of non-traversable medians have virtually no adverse impact on business activity. For example, a study of the economic impacts of left-turn restrictions in College Station, Houston, McKinney, Longview, Wichita Falls, Odessa, Port Arthur, and Amarillo was conducted. Key findings relative to access management include the following:
 - Business owners reported no change in pass-by traffic after median installation.
 - Most business types (including specialty retail, fast-food restaurants, and sit-down restaurants) reported increases in numbers of customers per day and gross sales.
 - When asked what factors were important to attracting customers, business owners generally ranked "accessibility to store" lower than customer service, product quality, and product price, and ahead of store hours and distance to travel.

Eisele, W. and W. Frawley,.A Methodology for Determining Economic Impacts of Raised Medians: Data Analysis on Additional Case Studies,. Research Report 3904-3, Texas Transportation Institute, College Station, TX, October 1999

- Current Let Date:

Fall 2016

- Construction Duration:

12 Months

Current Estimated Construction Cost:

\$ 1.2 Million



Provide Your Comments

Options for Commenting

1. Give comment card to TxDOT staff tonight
2. Provide comments to onsite court reporter
3. Fax comments to: (210) 615-6486, Attn: Ricardo Flores
4. Mail comments to: TxDOT – San Antonio District
Attn: Ricardo Flores
4516 NW Loop 410
San Antonio, Texas 78229-5126
5. Email comments to: Ricardo.flores@txdot.gov

Deadline for comments: November 28, 2014

***Thank You for Your
Participation!***

