



Zinio Reader 4 – View Texas Highway Magazine

Before you begin, please find the Zinio Reader 4 application icon on your desktop. If you do not see blue Z in a black box (see above) , please put in a TxDOT Now ticket requesting installation.

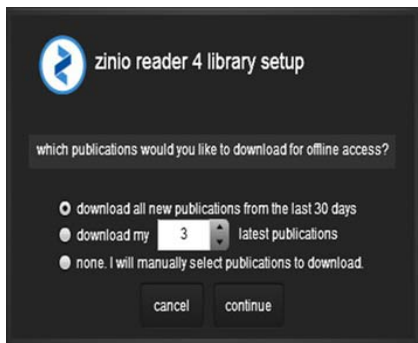
Getting Started! Procedure

1. Double-click the Zinio Reader 4 application icon on the desktop.
2. In the Username field, type in your TxDOT email address. For the password field, if you do not know your password, use the “Forgot Password” link and follow the instructions to have a new password sent to your TxDOT email.

Please note, personal email accounts (such as gmail, yahoo), will not work. The only method of delivery is through your TxDOT.gov email.

If you need assistance with this step, please email Cindy.Leffingwell@txdot.gov and include “Zinio Help” in the subject line.

3. Set up your personal library by completing the Setup Wizard:

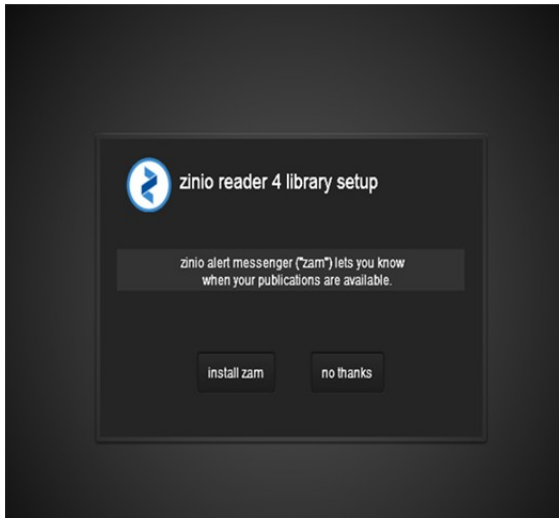


Select “download all new publications from the last 30 days”
Click Continue
Select “auto download”
Click Continue

A Zinio Delivery Messenger will send a notification when new publications are available.

◆ About Previously Read Publications

- Previously read publications are not automatically downloaded.
- Previously read publication can be identified by the download button that appears below the cover image.
- Click the “Download” button (down arrow) and the publication will be added to the download queue.



◆ **Zinio Alert Messenger (zam):**

- Runs alongside the Zinio Reader to notify users of new publications when the user is online.
- Alert displays in the bottom right of the screen.
- Click the cover image or the button at the bottom of the alert button to open the Reader. Or, click the "X" to close.

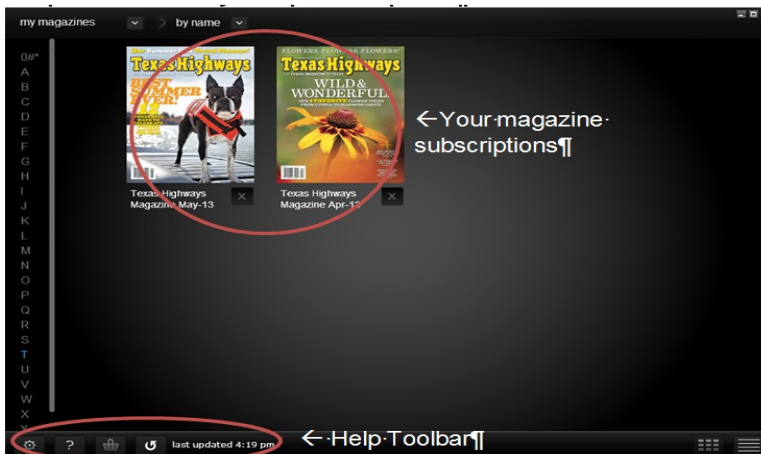
◆ **Disable Alert Messenger (zam):**

- De-select "Check on Startup" from the Alert Messenger menu, or
- De-select "Check on Startup: from Zinio Reader's Preferences >My Library Menu, or
- Log out of the Reader before closing.



Zinio Reader 4 – View Texas Highway Magazine

Note: This completes the personal library setup.



Zinio Reader Help Toolbar

The Zinio Reader Help Toolbar is located on the bottom left-hand side of the reader.



1. Check personal preferences or view account details on zinio.com.

Note: Users accessing the Zinio Reader from a TxDOT-owned device/computer may download only the *Texas Highway Magazine*.

User Account Subscription Information and Assistance

Users needing account information and/or assistance should contact:



Zinio Reader 4 – View Texas Highway Magazine

Cindy Leffingwell, Marketing Manager

Texas Highways magazine

Publications Section, Travel Information Division, TxDOT

cindy.leffingwell@txdot.gov

Please put “ Zinio Assistance” in the subject line for fastest service.