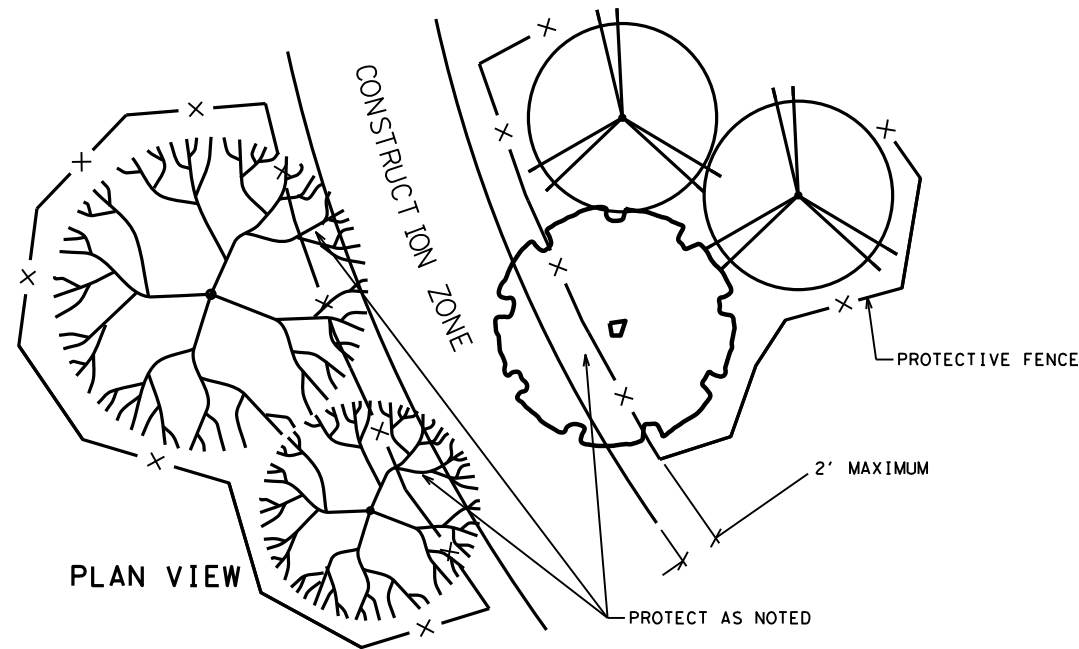
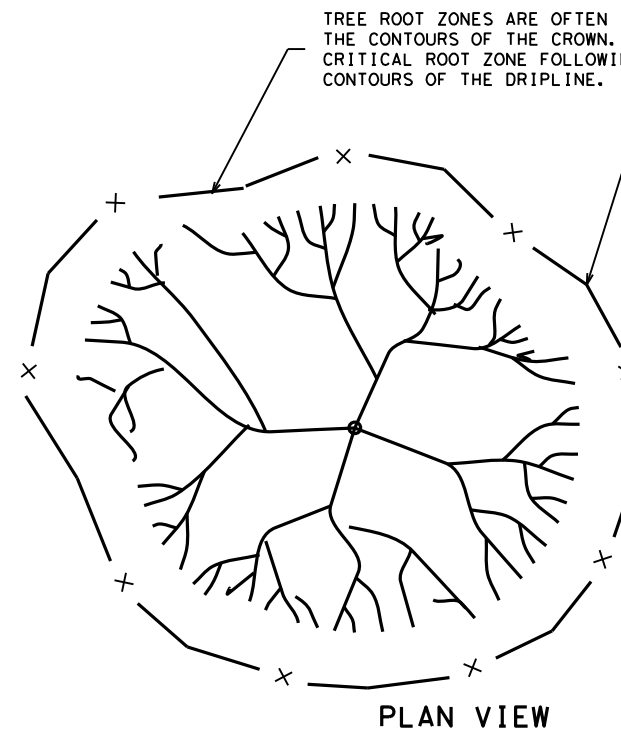


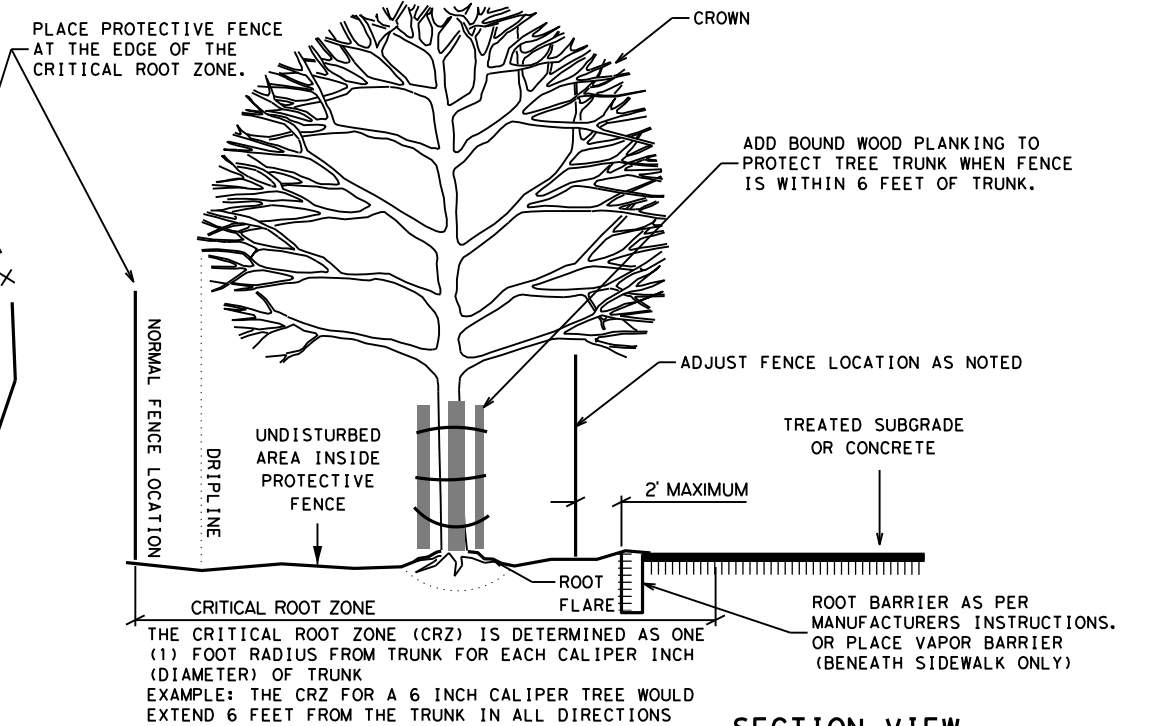
DATE: 9/21/2020 12:55:21 PM
 FILE: \\txdot\project\isom\line.com\TXDOT4\Documents\14 - AUS_Standards\District Design_Standards\Approved\TPD-19 (AUS).dgn



LINEAR CONSTRUCTION THROUGH STAND OF TREES

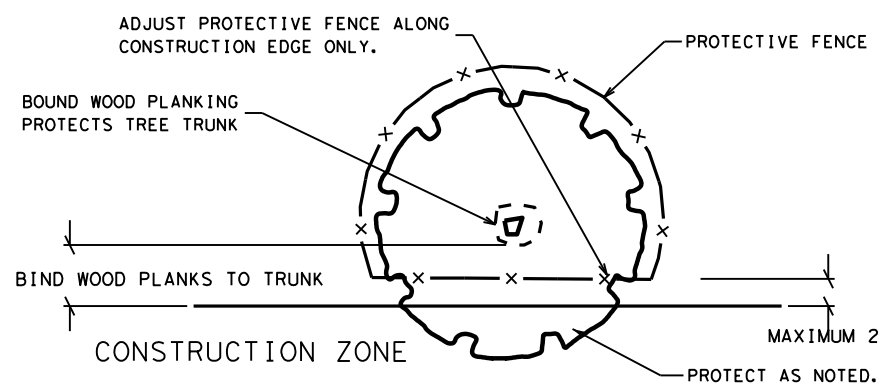


PLAN VIEW

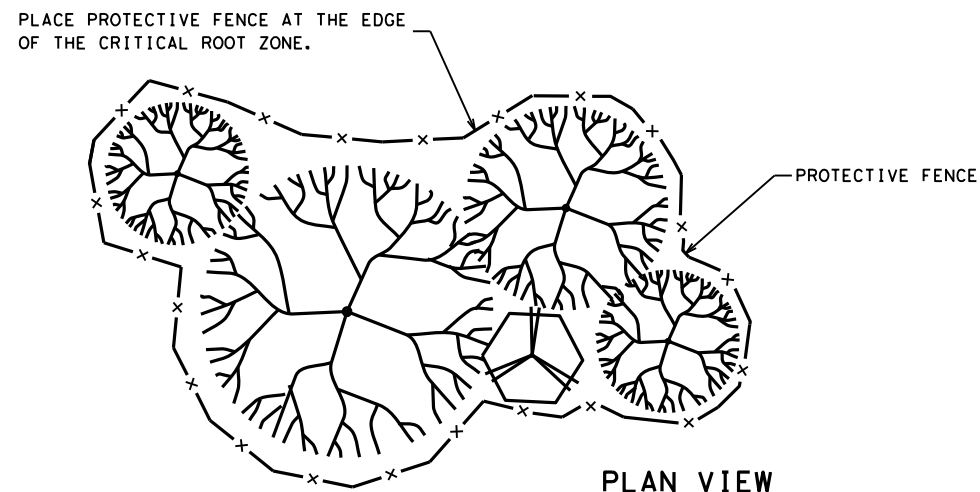


SECTION VIEW

TYPICAL TREE PROTECTION



**PLAN VIEW
PAVING UNDER TREES**



PLAN VIEW

TYPICAL TREE GROUPING PROTECTION

NOTES:

CRITICAL ROOT ZONE IS 1 FT. AWAY FROM TREE TRUNK FOR EVERY 1 IN. OF TREE DIAMETER MEASURED AT 4 FT. HEIGHT.

WATER TREES EVERY 2 WEEKS WITH A MINIMUM OF 100 GALLONS PER TREE.

SPRAY TREE WITH WATER TO REMOVE CONSTRUCTION DUST WHEN DIRECTED.

CONSTRUCTION FENCE SHALL BE 4 FT. TALL.

DO NOT PERFORM WORK OR STORE EQUIPMENT WITHIN PROTECTED AREA.

COVER THE CRITICAL ROOT ZONE BETWEEN THE PROTECTED AREA AND THE CONSTRUCTION ZONE WITH 4 IN. OF MULCH

PERFORM TREE TRIMMING AND WOUND REPAIR PER STANDARD SPECIFICATIONS.

DAMAGED AND EXPOSED ROOTS SHALL BE TRIMMED AND TREATED PER STANDARD SPECIFICATIONS. BACKFILL EXPOSED ROOTS WITH TOPSOIL WITHIN 24 HOURS OF EXPOSURE.

PLACE PLASTIC UNDER CONCRETE PLACED IN THE CRITICAL ROOT ZONE.

PLACE A ROOT BARRIER IN THE CRITICAL ROOT ZONE AT THE EDGE OF TREATED SUBGRADE TO THE DEPTH OF THE SUBGRADE.

ALL WORK IS SUBSIDIARY TO BID ITEM.

		Austin District Standard	
<h2>TREE PROTECTION DETAILS</h2>			
<h3>TPD-19 (AUS)</h3>			
©TXDOT 2020 REVISIONS 06/16: SHEET CREATED 04/19: APPROVED	CONT	SECT	JOB
	DIST	COUNTY	SHEET NO.