

# UNIFIED TRANSPORTATION PROGRAM (UTP) MARCH 2017 UPDATE SUMMARY

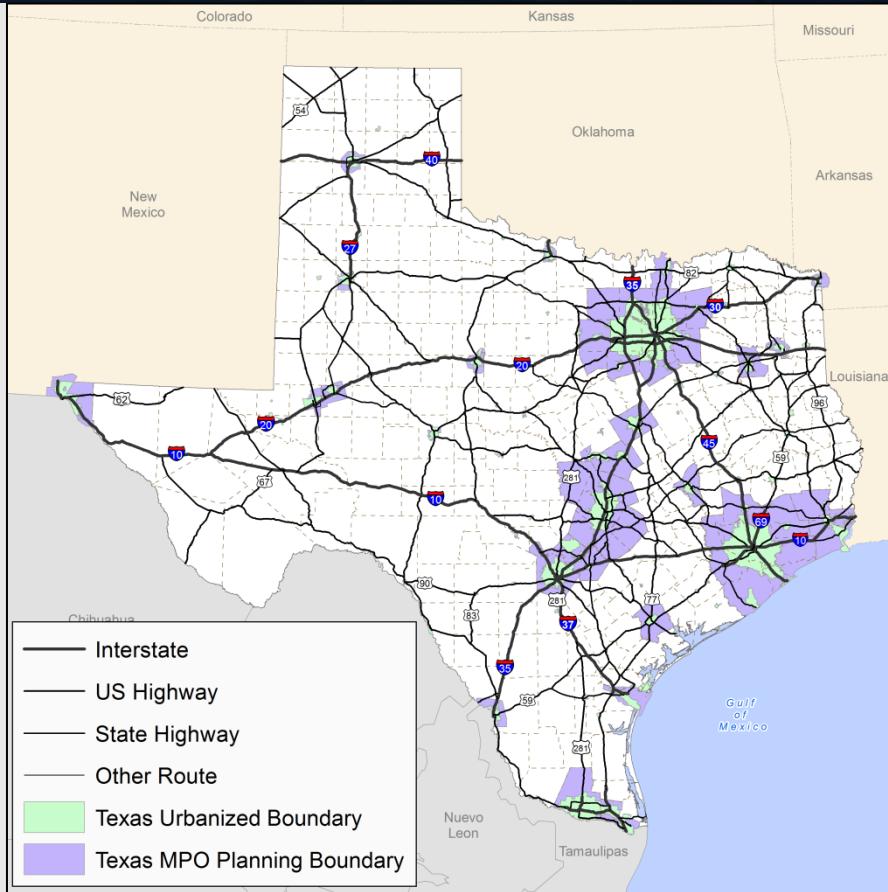
Commission Presentation



# Summary of March 2017 UTP Update

- **Category 4 Corridors**
- **Proposed 2017 March UTP Revision**
- **Discussion and Questions**

# Category 4 – Recommended Network



- Network includes on-system only:
  - Interstate and future interstate
  - Texas Trunk System
  - National Freight Network
  - Texas Freight Network
  - Hurricane evacuation routes
  - Roadways within MPOs that originate outside MPO boundary
  - Department of Defense Strategic Highway Network
- Network was refined in consultation with the Districts

# Unified Transportation Program

# Summary of March UTP Revision Updates

- **Distribution adjustments**

- Additional distribution within Category 4
- Additional distribution within Category 12
- Additional distribution within Category 10

- **Strategic project selections**

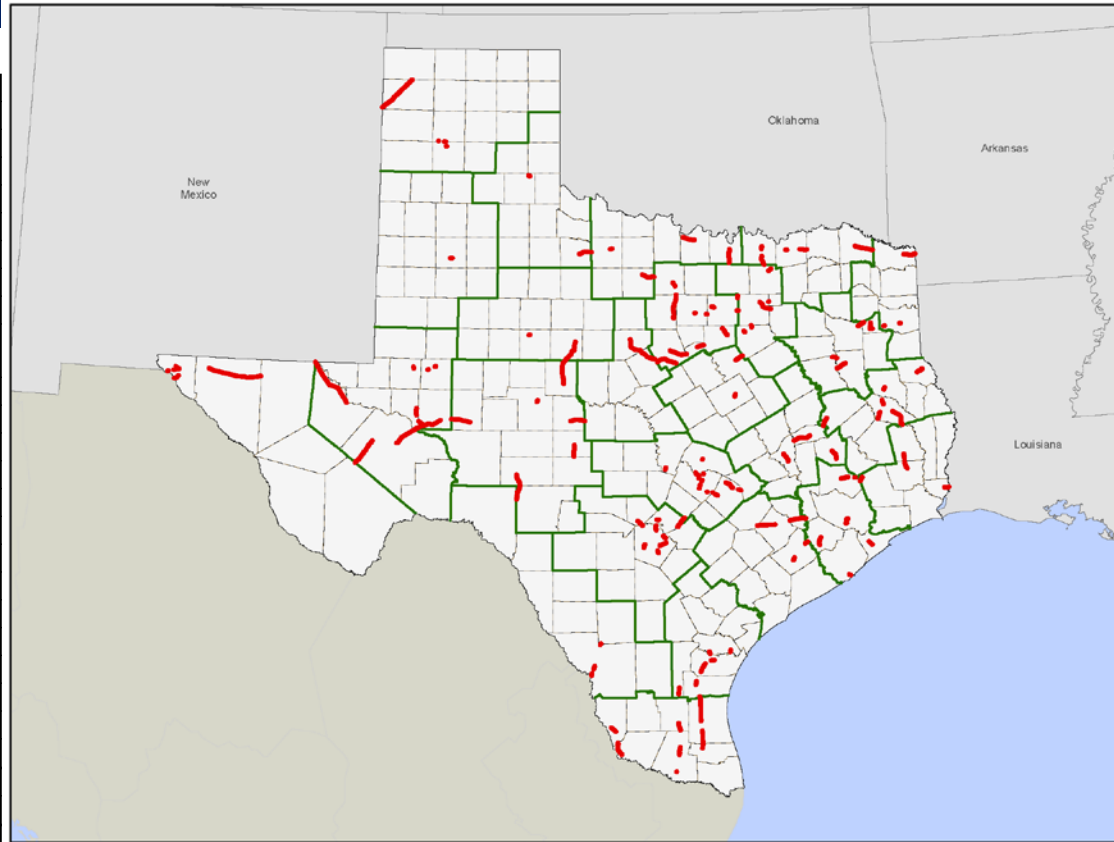
- Proposed selection of Category 4 Rural projects
- Proposed selection of Category 4 Congestion, Connectivity, Corridor (3C) projects
- Proposed selection of Category 12 Clear Lane projects
- Proposed selection of Category 12 Strategic Priority projects

- **Project-specific authorizations**

# Category 4 and 12 – Proposed Projects

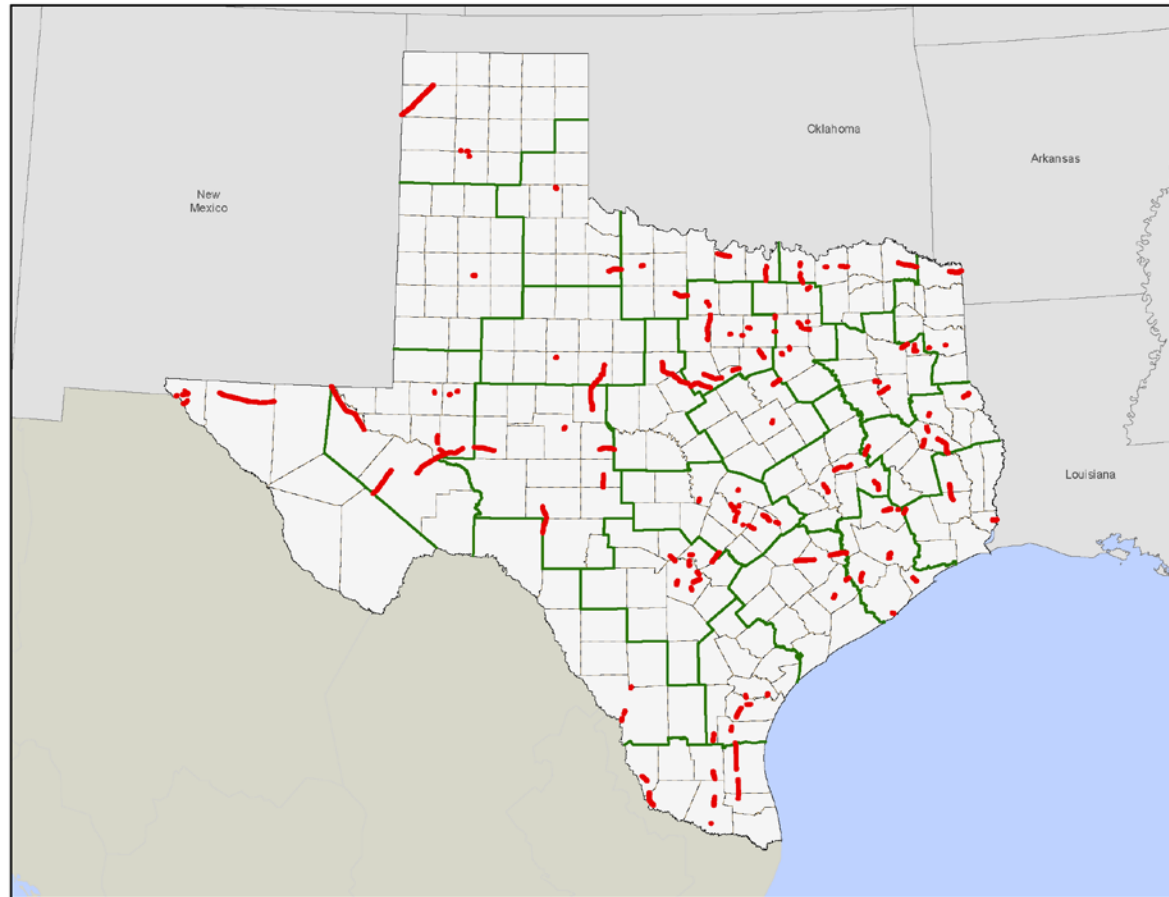
Proposed New Category 4 and 12 Initiative and Category 2 Project Authorizations  
FY17-26

District	Cat 4	Cat 12	New Cat 2 Auths
Abilene	\$38,880,000	\$20,000,000	\$5,120,000
Amarillo	\$54,500,000	\$51,000,000	\$85,150,000
Atlanta	\$91,280,000	\$0	\$3,320,000
Austin	\$254,410,000	\$415,620,000	\$249,250,000
Beaumont	\$102,000,000	\$168,400,000	\$9,570,000
Brownwood	\$41,950,000	\$0	\$0
Bryan	\$436,000,000	\$0	\$0
Childress	\$17,000,000	\$0	\$0
Corpus Christi	\$222,500,000	\$36,000,000	\$25,000,000
Dallas	\$616,690,000	\$437,740,000	\$1,204,940,000
Fort Worth	\$274,830,000	\$374,200,000	
El Paso	\$181,510,000	\$40,000,000	\$0
Houston	\$626,280,000	\$998,020,000	\$44,000,000
Laredo	\$125,400,000	\$35,000,000	\$26,480,000
Lubbock	\$38,680,000	\$0	\$0
Lufkin	\$280,600,000	\$97,780,000	\$0
Odessa	\$242,130,000	\$37,300,000	\$24,900,000
Paris	\$79,000,000	\$31,450,000	\$0
Pharr	\$358,310,000	\$80,000,000	\$20,000,000
San Angelo	\$90,920,000	\$19,090,000	\$0
San Antonio	\$231,000,000	\$316,000,000	\$441,580,000
Tyler	\$126,300,000	\$49,000,000	\$26,220,000
Waco	\$190,000,000	\$115,000,000	\$80,000,000
Wichita Falls	\$236,650,000	\$110,000,000	\$0
Yoakum	\$362,990,000	\$180,060,000	\$0
Subtotal, Proposed Projects	\$5,319,810,000	\$3,611,660,000	\$2,245,530,000
Statewide (Unallocated)	\$5,881,710,000	\$5,442,940,000	NA
Total 10-Year Target (FY17-FY26)	\$11,201,520,000	\$9,054,600,000	NA



# Summary of Statewide Proposed Improvements

- \$7.1B of added capacity
- \$783M of strategic upgrades
- \$1.0B of major rehabilitation/Super 2
- 1,213 miles of roadway



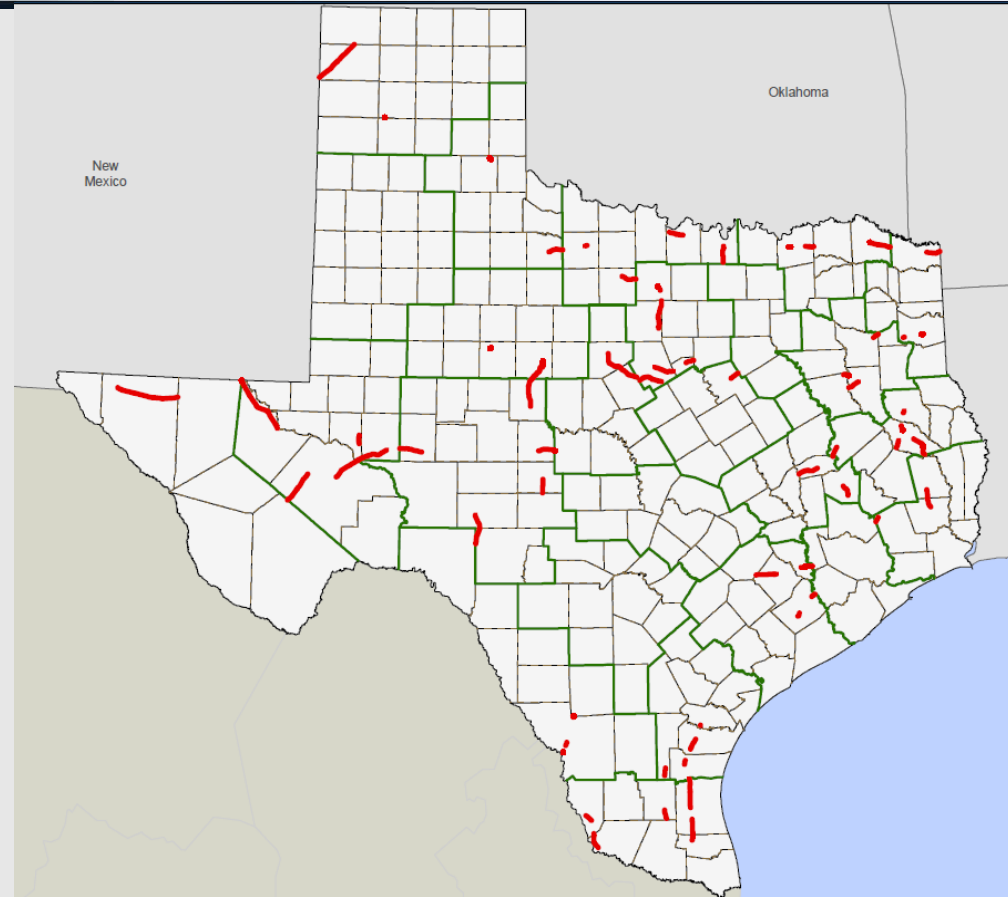
# Category 4 Rural Distribution

- Distributed \$2.7B of \$6.2B rural program
- Criterion: on proposed corridor system
- Weighted performance criteria and UTP strategic score
- Additional projects will be recommended and programmed in the 2018 UTP

Category 4 Proposed Project Funding	
District	Proposed Projects
Abilene	\$34,000,000
Amarillo	\$40,500,000
Atlanta	\$75,700,000
Beaumont	\$102,000,000
Brownwood	\$41,950,000
Bryan	\$386,000,000
Childress	\$17,000,000
Corpus Christi	\$185,000,000
El Paso	\$31,300,000
Fort Worth	\$61,040,000
Laredo	\$98,400,000
Lufkin	\$280,600,000
Odessa	\$208,590,000
Paris	\$48,770,000
Pharr	\$220,110,000
San Angelo	\$76,120,000
Tyler	\$87,300,000
Waco	\$100,000,000
Wichita Falls	\$236,650,000
Yoakum	\$362,990,000
Total	\$2,694,020,000

# Category 4 Rural Projects - Summary of Proposed Improvements

- \$1.76B of added capacity
- \$439M of strategic upgrades to include safety/bridge related work
- \$490M of major rehabilitation/Super 2
- Proposed work will improve 760 miles of roadway



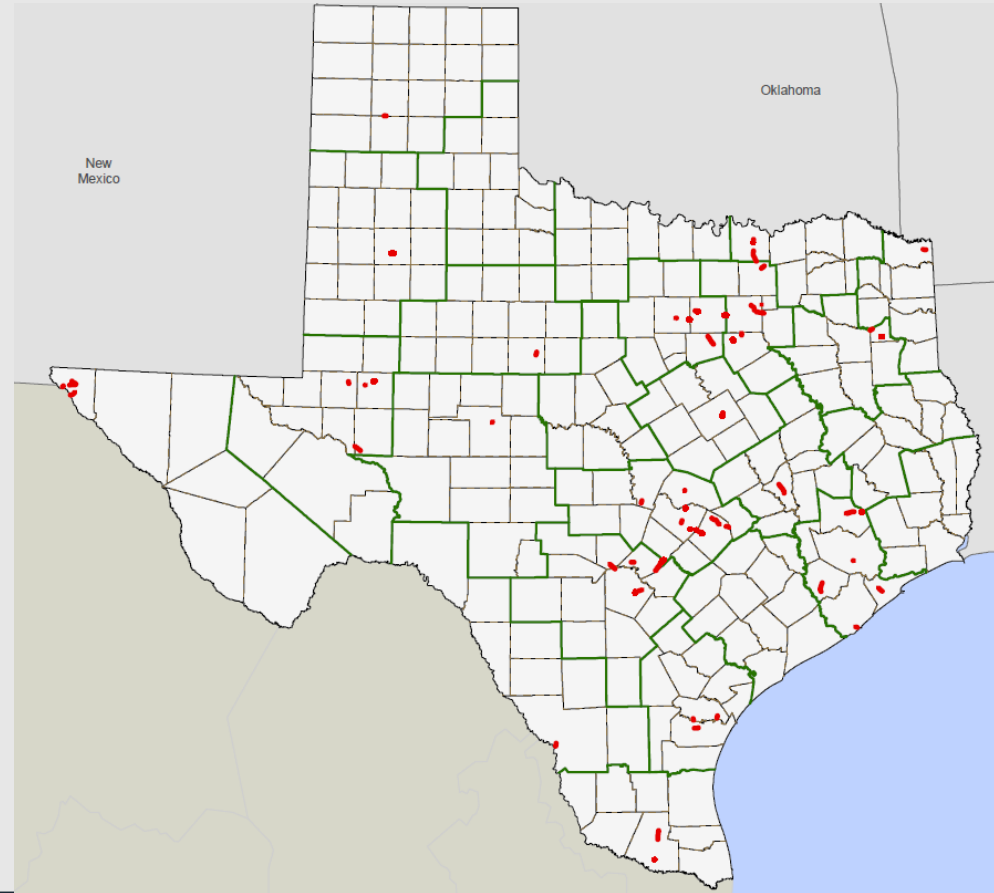
# Category 4 (3C) Initiative

- Formula distribution of \$5B through District funding (Category 2 formula) to districts with urbanized locations
- \$2.63B projects identified in partnership with MPOs
- Weighted performance criteria and UTP strategic score for project selection
- Additional projects will be recommended and programmed in the 2018 UTP

Category 4 3C Targets and Proposed Project Funding	
District	Proposed Projects
Abilene	\$4,880,000
Amarillo	\$14,000,000
Atlanta	\$15,580,000
Austin	\$254,410,000
Bryan	\$50,000,000
Corpus Christi	\$37,500,000
Dallas	\$616,690,000
El Paso	\$150,210,000
Fort Worth	\$213,790,000
Houston	\$626,280,000
Laredo	\$27,000,000
Lubbock	\$38,680,000
Odessa	\$33,540,000
Paris	\$30,230,000
Pharr	\$138,200,000
San Angelo	\$14,800,000
San Antonio	\$231,000,000
Tyler	\$39,000,000
Waco	\$90,000,000
Total	\$2,625,790,000

# Category 4 (3C) Projects - Summary of Proposed Improvements

- \$2.3B of added capacity
- \$330M of major rehabilitation, strategic upgrades and safety/bridge related work
- Proposed work will improve 190 miles of roadway in the urbanized areas



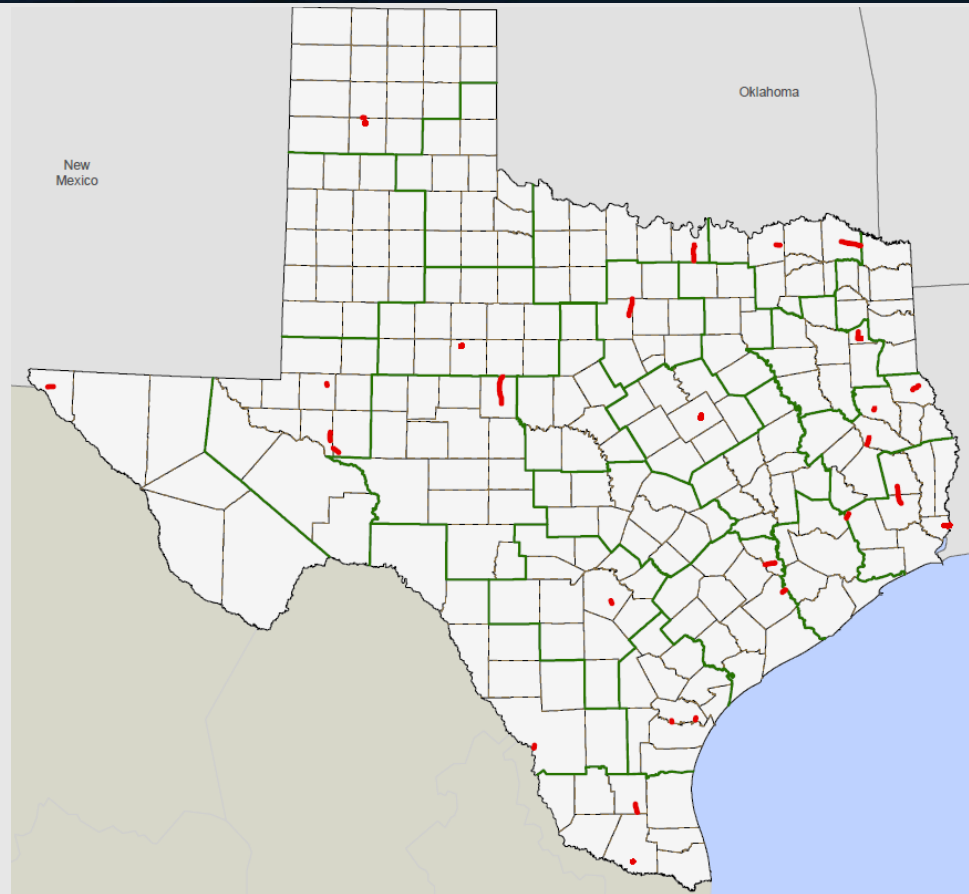
# Category 12 Strategic Priority Projects

- Distributed \$1.1B of the \$4.7B Strategic Priority Program
- Projects identified to achieve the strategic goals of the department:
  - Safety, Preservation, Mobility, Economic Development, and Environmental Impact
  - Criteria identified included connectivity gaps, hurricane routes, energy sector, economic impacts, safety, trade routes, border connectivity

Category 12 Strategic Priority	
District	Proposed Projects
Abilene	\$20,000,000
Amarillo	\$51,000,000
Beaumont	\$168,400,000
Corpus Christi	\$36,000,000
El Paso	\$40,000,000
Fort Worth	\$4,200,000
Laredo	\$35,000,000
Lufkin	\$97,780,000
Odessa	\$37,300,000
Paris	\$31,450,000
Pharr	\$80,000,000
San Angelo	\$19,090,000
Tyler	\$49,000,000
Waco	\$115,000,000
Wichita Falls	\$110,000,000
Yoakum	\$180,060,000
<b>Total</b>	<b>\$1,074,280,000</b>

# Category 12 Strategic Projects - Summary of Proposed Improvements

- \$820M of added capacity
- \$260M of strategic upgrades, safety and major rehabilitation projects
- Proposed work will improve 215 miles of roadway



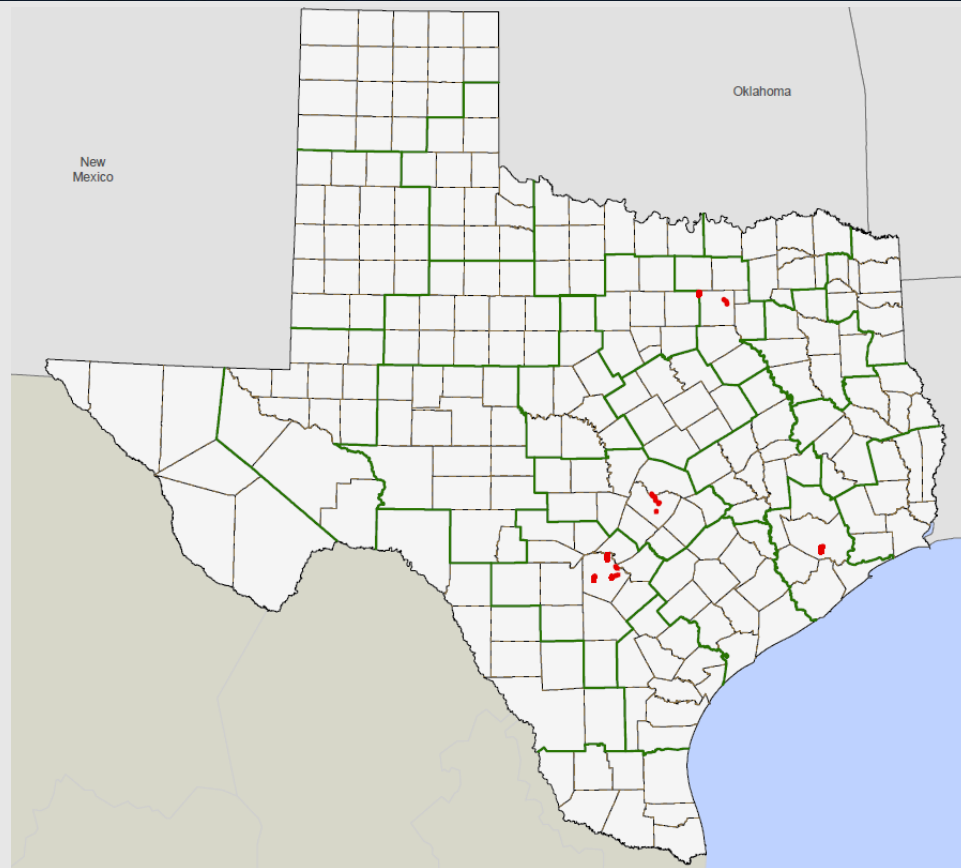
# Texas Clear Lanes Initiative

- \$2.5B Projects identified to relieve Metro area congestion
- Additional projects will be recommended and programmed in the 2018 UTP

Category 12 Clear Lanes Targets and Proposed Project Funding	
District	Proposed Projects
Austin	\$415,620,000
Dallas	\$437,740,000
Fort Worth	\$370,000,000
Houston	\$998,020,000
San Antonio	\$316,000,000
Total	\$2,537,380,000

# Category 12 Texas Clear Lanes - Summary of Proposed Improvements

- \$2.2B of added capacity
- \$130M of strategic upgrades
- \$160M of major rehabilitation
- Proposed work will improve 48 miles of roadway



# March update schedule

<b>February 23, 2017</b>	Public meeting for March 2017 UTP Revision 4:00 P.M. via WebEx presentation
<b>Feb. 24 – March 27, 2017</b>	Texas Register posting public hearing for March 2017 UTP revision (30-day comment period)
<b>February 24, 2017</b>	Capitol Briefing 10:30a - 11:30a
<b>March 14, 2017</b>	10:00 a.m. (CST): Public hearing for March 2017 UTP revision
<b>March 30, 2017</b>	Proposed Commission action on March 2017 UTP updates

## Discussion