








## Instructions for viewing a pre-recorded public meeting/hearing presentation

A pre-recorded virtual public meeting/hearing presentation is the same presentation you'd hear in-person. You can view the presentation as many times as you want.

### Before the meeting/hearing

-  Increase the volume on your computer or mobile device.
-  Click the presentation video on the [TxDOT.gov](https://www.txdot.gov) meeting page.
-  Click the full-screen button at the bottom of the video to enlarge as needed if viewing in YouTube.
-  Click the CC button at the bottom of the video to view subtitles.
-  Unless specified, videos are recorded in English. Contact the appropriate district office if you have special communication or accommodation needs, or have a need for an interpreter.

### During the presentation

- ▶ Only the presenter will speak. You cannot ask questions during the presentation.

### After the meeting/hearing

- ▶ Return to the project meeting page to view project materials, submit comments and ask questions.
- ▶ Submit your comments by the comment period deadline – check the deadline on [TxDOT.gov](https://www.txdot.gov) or contact the district office with questions.