



Asphalt Binder Branch Dashboards

February 2022

Asphalt Binder Branch, Materials and Tests Division

Table of Contents

Introduction	1
Asphalt Binder Test Results Summary Dashboard	3
Asphalt Binder Results by Producer Dashboard	5
Asphalt Supplier Certifications Dashboard	7
Asphalt Binder Test Results Summary Dashboard - Project Details	9
Asphalt Samples Information Dashboard	12
MAP 1.10 - Asphalt Samples Information Dashboard	16
MAP 1.10 - Asphalt Samples Information Dashboard by Project Status	20
Asphalt Binder Test Results Summary Dashboard – Pass/Fail/Diluted	23

Introduction

Seven dashboards are available for TxDOT employees to access overall pass/fail results of project and QM samples tested in the asphalt binder lab as well as supplier certifications effective and expiration dates. By filtering the producer, material grade, analysis date range and sample type the following can be achieved:

1. Supplier-material grade performance over a specific analysis period.
2. Compare performance of all grades produced by a certain supplier over a specific analysis period.
3. Compare performance of all suppliers producing a certain material grade over a specific analysis period.
4. Current and historically certified asphalt binder grades for all suppliers.
5. SiteManager asphalt samples missing fields.

Results of specific tests in the lab reports are still accessible with LIMS-Flyover.

Dashboard	Main function
Asphalt Binder Test Results Summary Dashboard https://tableau-txdot/#/views/AsphaltBinderResultsLIMS-AO/AsphaltBinderResultsv_1	This dashboard is ideally used to look at a specific supplier performance of a material grade over a specific period of time.
Asphalt Binder Results by Producer Dashboard https://tableau-txdot/#/views/AsphaltBinderResultsLIMS-AO/AsphaltBinderResultsv_2	This dashboard is an excellent tool to compare performance of several suppliers for a specific material grade.
Asphalt Supplier Certifications Dashboard https://tableau-txdot/#/views/AsphaltCertificationDates/AsphaltCertifications	This dashboard is an excellent tool to verify if a certain producer is certified to ship certain material grades to TxDOT projects or to locate which producers are certified to ship a specific material grade and for what months.
Asphalt Binder Test Results Summary Dashboard – Project Details https://tableau-txdot/#/views/AsphaltBinderResultsLIMS-AO/AsphaltBinderResultsv_3	This dashboard is identical to “Asphalt Binder Test Results Summary Dashboard” with additional project details such as: Distirct, CSJ, Contractor.
Asphalt Samples Information Dashboard https://tableau-txdot/#/workbooks/2012/views	This dashboard is a tool to verify whether the storage samples logged into SiteManager have any information in Remarks section and whether the project/storage samples logged into SiteManager have any information in INTD Use/Remarkssection.

<p>MAP 1.10 - Asphalt Samples Information Dashboard https://tableau-tdot/#/workbooks/2395/views</p>	<p>This dashboard is a tool to verify the completeness of the project asphalt samples logged into SiteManager. This dashboard provides three views/tabs – the first to determine samples missing producer names, the second for the samples missing sampler names, and third to determine the samples missing seal numbers.</p>
<p>MAP 1.10 - Asphalt Samples Information Dashboard - Project Status https://tableau-tdot/#/workbooks/2567/views</p>	<p>This dashboard is identical to “MAP 1.10 - Asphalt Samples Information Dashboard” with an additional option to filter samples by “active” or “complete” status of a project.</p>
<p>Asphalt Supplier Test Results Summary Dashboard – Pass/Fail/Diluted https://tableau-tdot/#/views/AsphaltBinderResultsPFD_16451316530860/PassFailDiluted</p>	<p>This dashboard is identical to “Asphalt Supplier Certifications– Project Details” with samples identified as Pass, Fail and Diluted (PFD) based on their test results.</p>

Asphalt Binder Test Results Summary Dashboard

This dashboard is located @ https://tableau-txdot/#/views/AsphaltBinderResultsLIMS-AO/AsphaltBinderResultsv_1

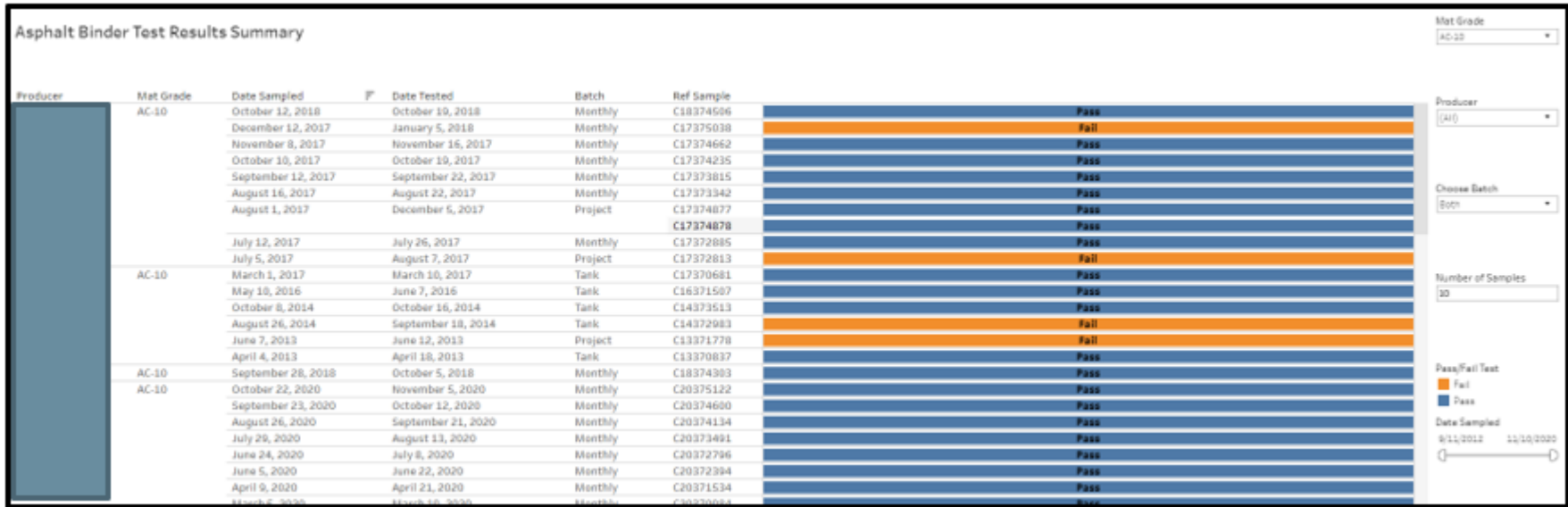


Figure 1: Asphalt Binder Test Results Summary Dashboard

To perform an analysis for a certain producer(s) and material grade(s) follow the steps below (See Figure 2).

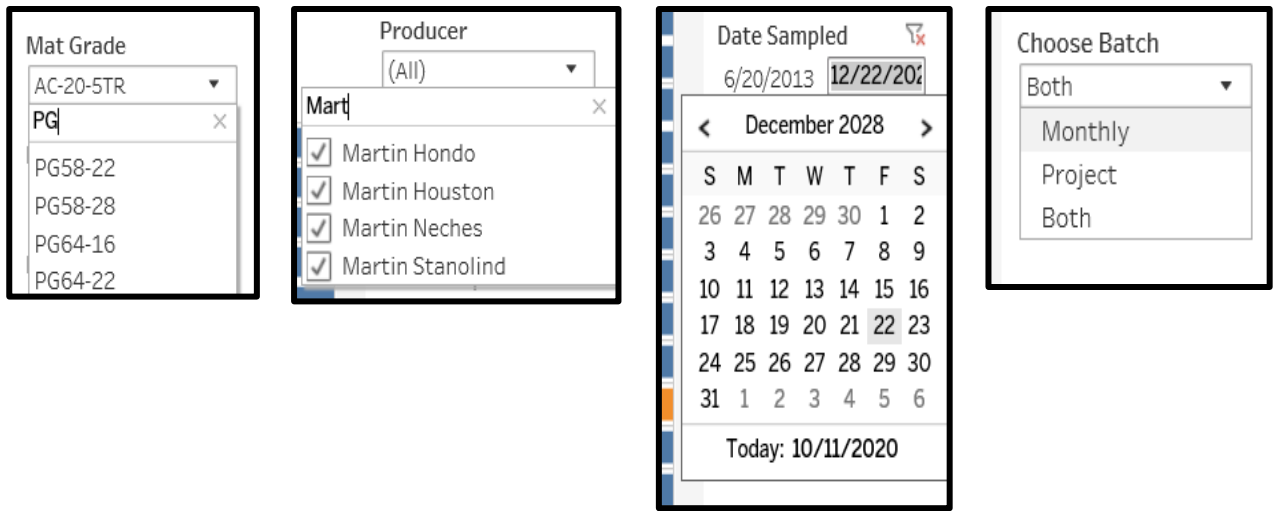
Step 1: filter by grade, select a certain material grade or all material grades.

Step 2: filter by supplier, this filter can be used to select ALL suppliers, a specific supplier, or multiple suppliers.

Step 3: select the analysis period, the analysis period is based on the material sampling date rather than the date it was received or tested by MTD.

Step 4: select the types of samples to include in the analysis: Project, Monthly or Both.

Due to the large number of samples in the database, the number of samples for each grade is set to 10 by default, however, the number can be increased or decreased by typing the desired number in the “Number of Samples” field. Once the filtering is done, more details about the sample can be obtained by hovering over the sample results (Pass/Fail bar). As shown in figure 3, the date of last failure (sampling date) and the numbers of days since then is displayed, in addition the dates the material was sampled in the field, received by MTD, and the date the testing was completed. This dashboard is ideally used to look at a specific supplier and material grade performance over a certain period of time.



(Step 1)

(Step 2)

(Step 3)

(Step 4)

Figure 2: Asphalt Binder Test Results Summary Dashboard Filtering Steps




Figure 3: Asphalt Binder Test Results Sample Additional Information

Asphalt Binder Results by Producer Dashboard

This dashboard is located @ https://tableau-txdot/#/views/AsphaltBinderResultsLIMS-AO/AsphaltBinderResultsv_2

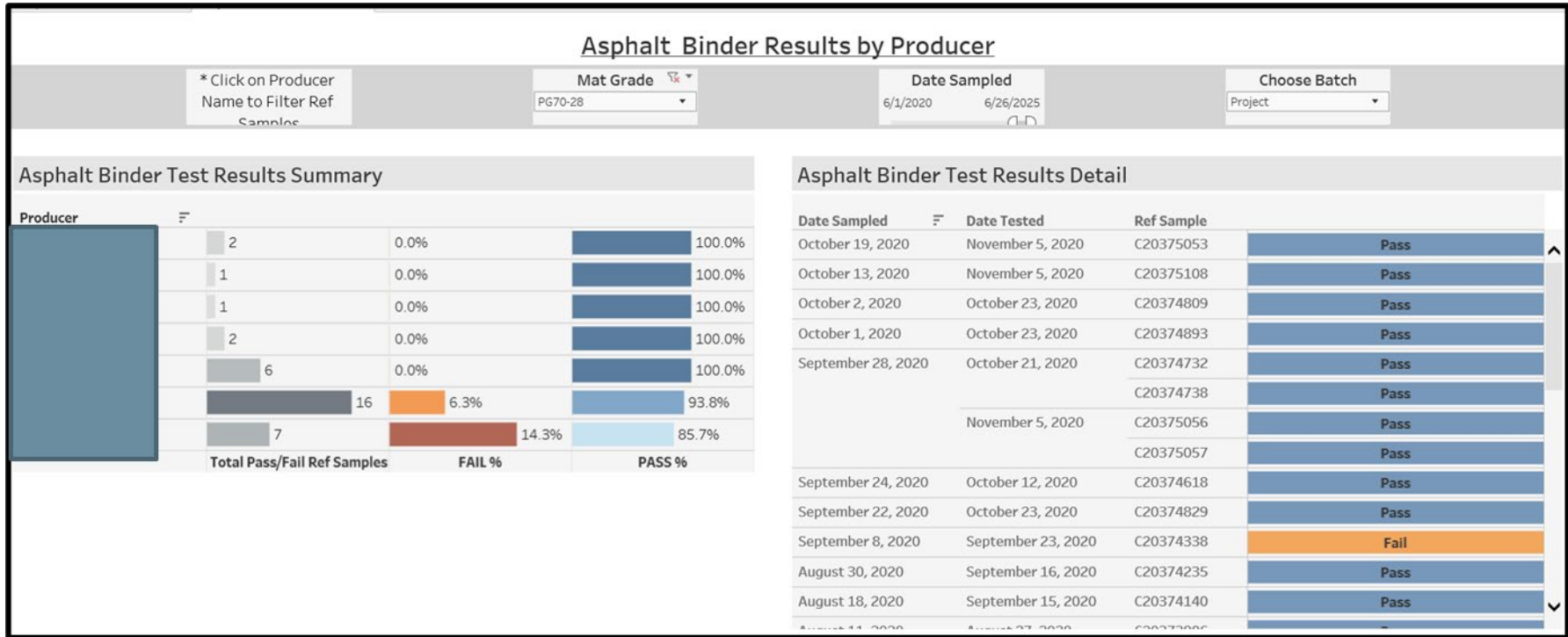


Figure 4: Asphalt Results by Producer Dashboard

To perform an analysis for a certain material grade(s) follow the steps below (See Figure 5).

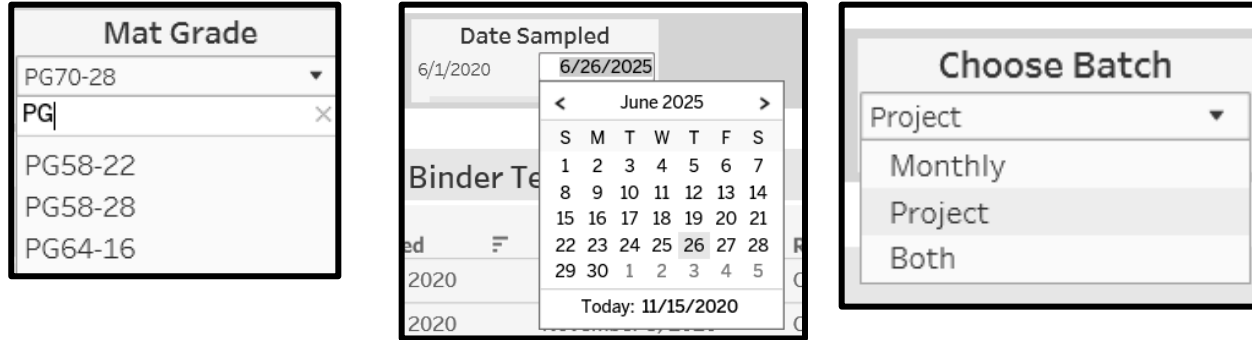
Step 1: filter by grade, select a certain material grade or all material grades.

Step 2: select the analysis period, the analysis period is based on the material sampling date rather than the date it was received or tested by MTD.

Step 3: select the types of samples to include in the analysis: Project, Monthly or Both.

Once the filtering is done, more details about the sample can be obtained by hovering over the sample results (Pass/Fail bar). As shown in figure 6, the date of last failure (sampling date) and the numbers of days since then is displayed, in addition the dates the material was sampled in the field, received by MTD, and the date the testing was completed.

This dashboard is an excellent tool to compare performance of several suppliers for a specific material grade. Once a material grade, analysis period and samples type (project, monthly or both) is selected, the number of samples and percentage of pass and fail will be populated for each supplier. Clicking on a supplier name will limit the test results details in the right-side panel of this dashboard to the selected supplier.



(Step 1)

(Step 2)

(Step 3)

Figure 5: Asphalt Binder Results Summary Dashboard Filtering Steps

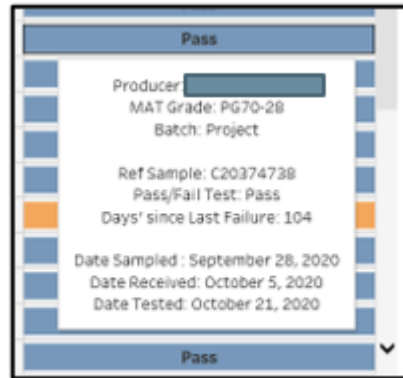


Figure 6: Asphalt Results Sample Additional Information

Asphalt Supplier Certifications Dashboard

This dashboard is located @ <https://tableau.txdot.com/#/views/AsphaltCertificationDates/AsphaltCertifications>

The screenshot shows a dashboard titled "Asphalt Supplier Certifications". It features a table with the following columns: Seal Number, Producer, Mat Grade, Approval Effective Date, and Approval Expiration Date. The table lists 20 rows of certification data. To the right of the table are three filter controls: a dropdown menu for "Mat Grade" set to "(All)", a dropdown menu for "Producer" set to "(All)", and a list of checkboxes for "Year of EFFDT" ranging from 2012 to 2020, with all boxes checked.

Seal Number	Producer	Mat Grade	Approval Effective Date	Approval Expiration Date
C20374931	Ergon Manor	AC-0.6	December 1, 2020	December 31, 2020
C20374932	Ergon Manor	AC-5	December 1, 2020	December 31, 2020
C20374934	Ergon Manor	AC-10	December 1, 2020	December 31, 2020
C20374937	Ergon Manor	AC-15P	December 1, 2020	December 31, 2020
C20374938	Ergon Manor	NT-HA	December 1, 2020	December 31, 2020
C20374948	Ergon Manor	PG64-22	December 1, 2020	December 31, 2020
C20374949	Ergon Manor	PG70-22	December 1, 2020	December 31, 2020
C20374950	Ergon Manor	PG76-22	December 1, 2020	December 31, 2020
C20374951	Ergon Pleasanton	AE-P	December 1, 2020	December 31, 2020
C20374953	Ergon Pleasanton	CMS-2P	December 1, 2020	December 31, 2020
C20374954	Ergon Pleasanton	CHFRS-2P	December 1, 2020	December 31, 2020
C20374955	Ergon Pleasanton	CMS-1P	December 1, 2020	December 31, 2020
C20374956	Ergon Temple	AE-P	December 1, 2020	December 31, 2020
C20374957	Ergon Temple	CSS-1P	December 1, 2020	December 31, 2020
C20374959	Ergon Temple	CHFRS-2P	December 1, 2020	December 31, 2020
C20374960	Ergon Pleasanton	NT-RRE	December 1, 2020	December 31, 2020
C20374961	Ergon Pleasanton	CSS-1H	December 1, 2020	December 31, 2020
C20374964	Ergon Temple	CRS-2	December 1, 2020	December 31, 2020
C20374965	Ergon Temple	CSS-1H	December 1, 2020	December 31, 2020
C20374967	Ergon Temple	EBL	December 1, 2020	December 31, 2020

Figure 7: Asphalt Supplier Certifications Dashboard

To locate the seal number (QM number) for certain material grade(s) and supplier(s) follow the steps below (See Figure 8).

Step 1: filter by grade, select ALL material grades, a specific material grade or multiple material grades.

Step 2: filter by supplier, this filter can be used to select ALL suppliers, a specific supplier, or multiple suppliers.

Step 3: select the calendar year(s) of interest.

Once the filtering is done, you can write down the seal number for the suppliers and material grades selected above along with the approval effective and expiration dates.

This dashboard is an excellent tool to verify if a certain producer is certified to ship certain grades to TxDOT projects or to locate which producers are certified to ship a specific material grade and for what months.

Mat Grade	
<input type="checkbox"/>	(All)
<input type="checkbox"/>	PG
<input checked="" type="checkbox"/>	PG58-22
<input checked="" type="checkbox"/>	PG58-28
<input checked="" type="checkbox"/>	PG64-16
<input checked="" type="checkbox"/>	PG64-22

(Step 1)

Producer	
<input type="checkbox"/>	(All)
<input type="checkbox"/>	Valer
<input checked="" type="checkbox"/>	Valero (Eagle) CC
<input checked="" type="checkbox"/>	Valero Ardmore
<input checked="" type="checkbox"/>	Valero Brownsville
<input checked="" type="checkbox"/>	Valero Corpus Christi
<input checked="" type="checkbox"/>	Valero Houston
<input checked="" type="checkbox"/>	Valero Sunray
<input checked="" type="checkbox"/>	Valero Trans

(Step 2)

Year of EFFDT	
<input checked="" type="checkbox"/>	(All)
<input checked="" type="checkbox"/>	2012
<input checked="" type="checkbox"/>	2013
<input checked="" type="checkbox"/>	2014
<input checked="" type="checkbox"/>	2015
<input checked="" type="checkbox"/>	2016
<input checked="" type="checkbox"/>	2017
<input checked="" type="checkbox"/>	2018
<input checked="" type="checkbox"/>	2019
<input checked="" type="checkbox"/>	2020

(Step 3)

Figure 8: Asphalt Supplier Certifications Dashboard: Filtering Steps

Note: Asphalt Supplier Certification Dashboard is also publicly available at: <https://www.txdot.gov/inside-txdot/division/materials-and-tests/asphalt-supplier-certifications.html>

Asphalt Binder Test Results by Producer Dashboard – Project Details

This dashboard is located @ https://tableau-txdot/#/views/AsphaltBinderResultsLIMS-AO/AsphaltBinderResultsv_3

Producer	Mat Grade	Date Sampled	Date Tested	Dist/Supplier	CSJ	Contractor	Ref Sample	Sample Notes
[Redacted]	AC-20-5TR	7/6/21	7/18/21	El Paso			C21373156	✓
		6/23/21	7/13/21	Lubbock			C21373022	✓
		6/22/21	7/14/21	Odessa			C21372938	✓
		6/16/21	7/1/21	San Angelo			C21372739	✓
		6/9/21	6/23/21	San Angelo			C21372546	✓
		6/4/21	6/28/21	Odessa			C21372562	✓
		6/3/21	6/18/21	Odessa			C21372485	✓
			6/21/21	Odessa			C21372486	✓
							C21372488	✓
							C21372518	✓
	6/1/21	6/18/21	Odessa			C21372440	✓	
						C21372441	✓	
	5/27/21	6/17/21	Odessa			C21372408	✓	
		6/18/21	Odessa			C21372410	✗	
		7/16/21	Odessa			C21372411	✗	
	5/25/21	6/18/21	Abilene			C21372387	✓	
			Odessa			C21372378	✓	
						C21372379	✓	
	5/21/21	6/17/21	Abilene			C21372388	✓	
	5/20/21	6/18/21	Abilene			C21372436	✓	
5/3/21	5/18/21	San Angelo			C21371802	✗		
PG64-22	6/22/21	7/20/21	Odessa			C21372946	✓	
	6/16/21	7/25/21	Abilene			C21373062	✓	
	6/14/21	7/13/21	Odessa			C21372717	✗	
	6/7/21	7/5/21	San Angelo			C21372532	✓	
	6/6/21	7/5/21	Odessa			C21372565	✓	

Figure 9: Asphalt Binder Results by Producer Dashboard – Project Details

To perform an analysis for a District(s) project samples follow the steps below (See Figure 10).

Step 1: filter by District(s), select District(s) of interest.

Step 2: select the analysis period, the analysis period is based on the material sampling date rather than the date it was received or tested by MTD.

Step 3: select the types of samples to include in the analysis, select Project for District project samples analysis.

Other filtering options such as Material Grade and Supplier is also available as discussed in the Asphalt Binder Test Results Summary Dashboard (Figure 2).

Once the filtering is done, more details about the sample can be obtained by hovering over the sample results (Pass(✓)/Fail(x) indicator). As shown in Figure

11, the date of last failure (sampling date) and the numbers of days since then is displayed, in addition the dates the material was sampled in the field, received by MTD, and the date the testing was completed. Additionally, the AO# for a specific CSJ can be located by using the CSJ filter (Figure 12). The CSJ filter will not impact the dashboard.

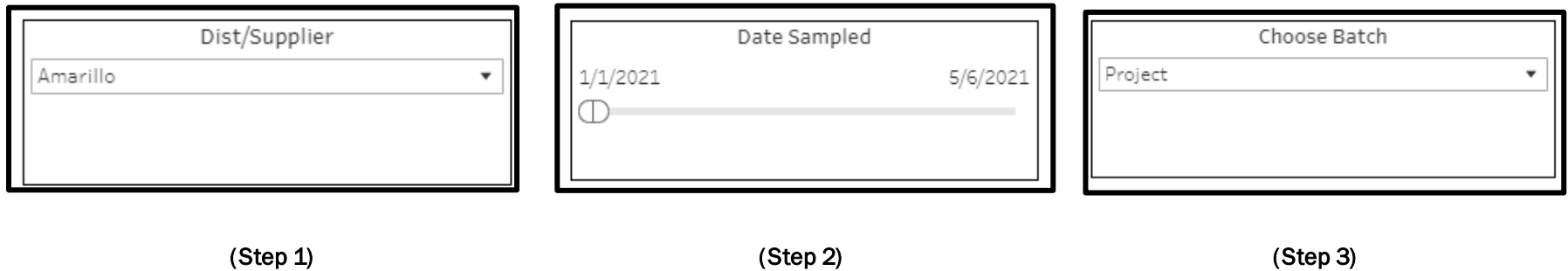


Figure 10: Asphalt Binder Results by Producer Dashboard – Project Details Filtering Steps

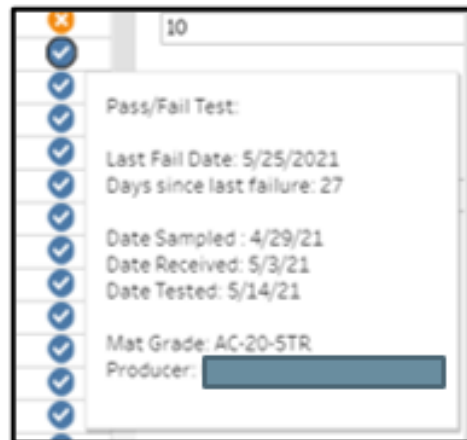


Figure 11: Asphalt Binder Results by Producer Dashboard – Project Details Additional Information

CSJ
 245102013 + 🔍

CSJ	AO #
000101037	052
000101054	052
000101058	052
000101062	052

(Step 1: Type in CSJ and search)

CSJ
 245102013 ✕
 245102013

CSJ	AO #
245102013	051

(Step 2: Select CSJ)

Figure 12: Asphalt Binder Results by Producer Dashboard – Project Details AO#

Asphalt Samples Information Dashboard

This dashboard is located @ <https://tableau-txdot/#/workbooks/2012/views>. It has two tabs.

1. Storage Sample Remarks tab @ <https://tableau-txdot/#/views/AsphaltSamplesInformation/StorageSampleRemarks>; This tab can be used to verify whether the storage samples logged into SiteManager have “Remarks” (example below – Figure 13).

Storage Sample Remarks		INTD Use/Remarks			
Remarks					
DISTRICT NAME	CCSJ	SAMPLE DATE	SITEMANAGER SAMPLE ID	REMARKS	
[Redacted]	000507058	09/29/21	[Redacted]	Null	Remarks Missing
		12/28/21		Null	Remarks Missing
				Null	Remarks Missing
				Null	Remarks Missing
	000602121	09/10/21		8-28-21 Tack coat used WB & EB Phase 1	Remarks Available
				8-24-21 MC-30 Prime WB Phase 1	Remarks Available
		11/09/21		Null	Remarks Missing
	000603137	09/08/21		9-8-21 Sample for storage. Ref SC3 (US 180)	Remarks Available
		09/30/21		Null	Remarks Missing
	001106049	11/10/21		Null	Remarks Missing
				Null	Remarks Missing
				Null	Remarks Missing
		11/19/21		Null	Remarks Missing
				Null	Remarks Missing
				Null	Remarks Missing
		12/01/21		Null	Remarks Missing
Null			Remarks Missing		
Null			Remarks Missing		

Figure 13: Asphalt Samples Information Dashboard – Storage Sample Remarks Tab

2. INTD Use/Remarkstab @ <https://tableau.txdot.com/#/views/AsphaltSamplesInformation/INTDUseRemarks>: This tab dashboard can be used and whether the samples logged into SiteManager have "Intended Use/Remarks" (example below – Figure 14).

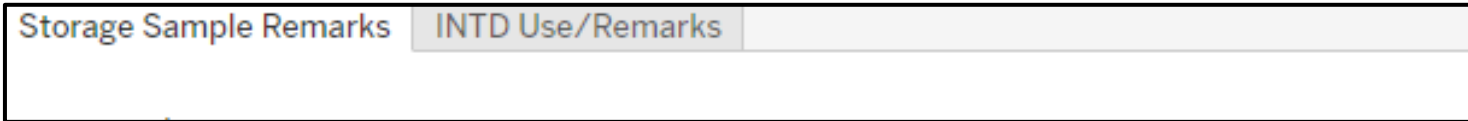
Storage Sample Remarks		INTD Use/Remarks			
INTD Use and Remarks					
DISTRICT NAME	CCSJ	SAMPLE DATE	SITEMANAGER SAMPLE ID	INTENDED USE	REMARKS
	000507058	09/13/21		asphalt for underseal BOL#: 0001197876	tracking number: 774856634114
		11/18/21		BOL 1210722	tracking number: 775508175573
	000603137	09/08/21		BOL #44847 BWD	FedEx. ...
	001106049	11/10/21		Underseal BOL 46322BWD	FedEx. ...
		11/22/21		BOL: 46296	tracking number: 775582688819
		02/10/22		BOL: 46492	tracking number: 775582688819
	003401127	09/24/21		AE-P Erosion BOL# 16777	FedEx. ...
	005307040	12/14/21		Prime	Null
				BOL # 46682	Testing sample approved by AE because oil is bei...
		01/13/22		BOL: 47093 BWD	FEDEX Tracking #775508175573
	005315024	10/11/21		1st Course Seal Coat BOL# - 11418	Your tracking number: 775941298728
				Prime FL/BS for First Course Seal Coat BOL- 11398	FedEx Tracking #774951190453
				Prime FL/BS for First Course Seal Coat BOL- 11398	FedEx Tracking #774951190453
				1st Course Seal Coat BOL- 11418	FedEx Tracking #774951190453
	006808067	01/28/22		PRIME COAT ON US 87 HOWARD COUNTY BOL 268	FedEx. ...
		02/07/22		OIL FOR HOT MIX BOL 1223749	Null
	031701037	10/15/21		PG 64-22 BOL #296025	FedEx. Your tracking number: 774997882206
		01/29/22		Driveway surface treatment BOL 16735	FedEx. ...
		02/08/22		Sealcoat roadway, BOL #16761	FedEx. ...
	069901052	02/01/22		BOL: 298614	Your tracking number: 775941298728
	090800102	11/01/21		Tack coat on roadway US 87 Howard County	tracking number: 775143120203
		11/03/21		Tack Coat on roadway US 87 Howard County	tracking number: 775143120203

Figure 14: Asphalt Samples Information Dashboard – INTD Use/Remarks Tab

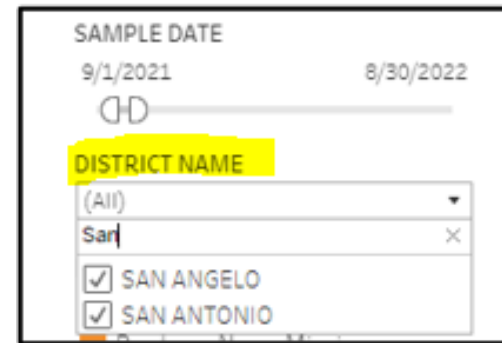
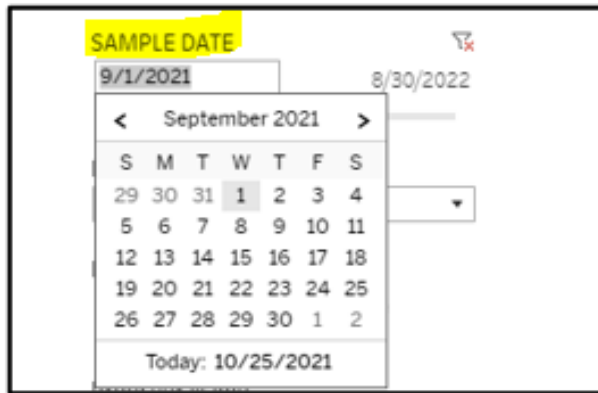
To perform an analysis for a stored/project asphalt sample, follow the steps below (example below - Figure 15):

Step 1: Select the appropriate tab (Storage Sample Remarks, or INTD Use/Remarks).

Step 2: Select the appropriate sample date range and district.



(Step 1)



(Step 2)

Figure 15: Asphalt Samples Information Dashboard – Filtering Steps

Step 3: Review the dashboard for missing information:

- missing Remarks” will be highlighted in orange in Storage Sample Remarks tab (example above – Figure 13), and
- missing “INTED USE” will be left blank and missing “Remarks” will have “Null” in INTED/Use/Remarks tab (example above – Figure 14).

Step 4 (Optional): Filter the samples by:

- Remarks Missing/Available in the Storage Sample Remarks tab, and
- Authorized/Not Authorized status in the INTD Use/Remarks tab (example below – Figure 16).

Missing Remarks

- (All)
- Remarks Available
- Remarks Missing

(a) Storage Sample Remarks Tab

Authorized

- (All)
- Authorized
- Not Authorized

(b) INTD Use/Remarks Tab

Figure 16: Asphalt Samples Information Dashboard – Available Filters

MAP 1.10 - Asphalt Samples Information Dashboard

This dashboard is located @ <https://tableau-tdot/#/workbooks/2395/views>. This dashboard has three tabs:

1. Producer tab @ https://tableau-tdot/#/views/MAP1_10-AsphaltSamplesInformation/Producer (example below – Figure 17)
2. Sampler tab @ https://tableau-tdot/#/views/MAP1_10-AsphaltSamplesInformation/Sampler
3. Seal # tab @ https://tableau-tdot/#/views/MAP1_10-AsphaltSamplesInformation/Seal

Producer		Sampler	Seal #
Producer Name			
DISTRICT NAME	CCSJ	SAMPLE DATE	SITEMANAGER SAMPLE ID
	025202054	11/08/21	
		11/17/21	
	025202060	09/15/21	
		11/12/21	
	025301061	09/29/21	
	026502036	10/29/21	
		01/10/22	
	033403021	01/19/22	
	051103012	09/21/21	
		10/05/21	
		10/07/21	
	053001007	01/18/22	
	057301039	09/21/21	
		10/20/21	
	068301056	09/02/21	
		11/09/21	
	119701024	09/03/21	
		10/20/21	
	120101014	01/24/22	
	120201020	09/14/21	
		09/22/21	
		09/28/21	
	137801047	10/21/21	
		02/02/22	
	153402008	09/02/21	
	177602019	01/07/22	
	189903008	09/29/21	
	190301012	09/29/21	
	210001054	10/04/21	
	210301039	01/20/22	

PRODUCER	PRODUCER NAME AVAILABLE
ERGON ASPHALT AND EMULSIONS - MANOR, ...	Producer Name Available
ERGON ASPHALT AND EMULSIONS - MANOR, ...	Producer Name Available
ERGON ASPHALT AND EMULSIONS - TEMPLE TX	Producer Name Available
ERGON ASPHALT AND EMULSIONS - TEMPLE TX	Producer Name Available
ERGON ASPHALT AND EMULSIONS - LUBBOCK, ...	Producer Name Available
ERGON ASPHALT & EMULSIONS - PLEASANTO..	Producer Name Available
VALERO MARKETING AND SUPPLY - HOUSTON..	Producer Name Available
ERGON ASPHALT AND EMULSIONS - TEMPLE TX	Producer Name Available
ERGON ASPHALT AND EMULSIONS - MANOR, ...	Producer Name Available
ERGON ASPHALT AND EMULSIONS - MANOR, ..	Producer Name Available
ERGON ASPHALT & EMULSIONS - PLEASANTO..	Producer Name Available
ERGON ASPHALT AND EMULSIONS - TEMPLE TX	Producer Name Available
ERGON ASPHALT AND EMULSIONS - MANOR, ...	Producer Name Available
ERGON ASPHALT AND EMULSIONS - MANOR, ..	Producer Name Available
ERGON ASPHALT & EMULSIONS - PLEASANTO..	Producer Name Available
ERGON ASPHALT AND EMULSIONS - TEMPLE TX	Producer Name Available
ERGON ASPHALT AND EMULSIONS - MANOR, ...	Producer Name Available
ERGON ASPHALT AND EMULSIONS - TEMPLE TX	Producer Name Available
ERGON ASPHALT & EMULSIONS - PLEASANTO..	Producer Name Missing
ERGON ASPHALT & EMULSIONS - PLEASANTO..	Producer Name Available
ERGON ASPHALT AND EMULSIONS - MANOR, ...	Producer Name Available
VALERO MARKETING AND SUPPLY - CORPUS C.	Producer Name Available
MARTIN ASPHALT - HONDO, TX	Producer Name Available
VALERO MARKETING AND SUPPLY - HOUSTON..	Producer Name Available
ERGON ASPHALT AND EMULSIONS - MANOR, ...	Producer Name Available
ERGON ASPHALT AND EMULSIONS - MANOR, ..	Producer Name Available
VALERO MARKETING AND SUPPLY - HOUSTON..	Producer Name Available
MARTIN ASPHALT - HONDO, TX	Producer Name Available
VALERO MARKETING AND SUPPLY - HOUSTON..	Producer Name Available
ERGON ASPHALT & EMULSIONS - AUSTIN, TX	Producer Name Available
ERGON ASPHALT AND EMULSIONS - LUBBOCK, ...	Producer Name Available
ERGON ASPHALT & EMULSIONS - AUSTIN, TX	Producer Name Available
ERGON ASPHALT AND EMULSIONS - LUBBOCK, ...	Producer Name Available
ERGON ASPHALT AND EMULSIONS - LUBBOCK, ...	Producer Name Available
ERGON ASPHALT AND EMULSIONS - LUBBOCK, ...	Producer Name Available
PELICAN REFINING COMPANY, LLC - CHANNELV.	Producer Name Available
ERGON ASPHALT & EMULSIONS - AUSTIN, TX	Producer Name Available

SAMPLE DATE	DISTRICT NAME	PRODUCER NAME	PRODUCER NAME	AUTHORIZED
9/1/2021	(All)	Producer Name Available	(All)	(All)
8/30/2022		Producer Name Missing	<input checked="" type="checkbox"/> Producer Name Available <input checked="" type="checkbox"/> Producer Name Missing	<input checked="" type="checkbox"/> Authorized <input checked="" type="checkbox"/> Not Authorized

Figure 17: MAP 1.10 - Asphalt Samples Information Dashboard – Producer Tab

To perform an analysis for a District(s) project sample, follow the steps below (See Figure 18).

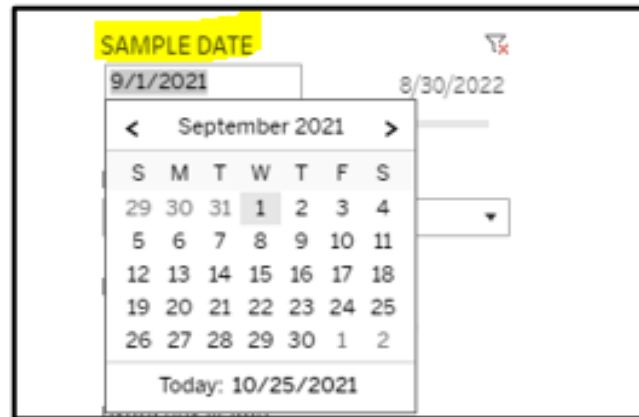
Step 1: Select the appropriate tab (Producer, Sampler, or Seal #)

Step 2: Select the appropriate sample date range and district.

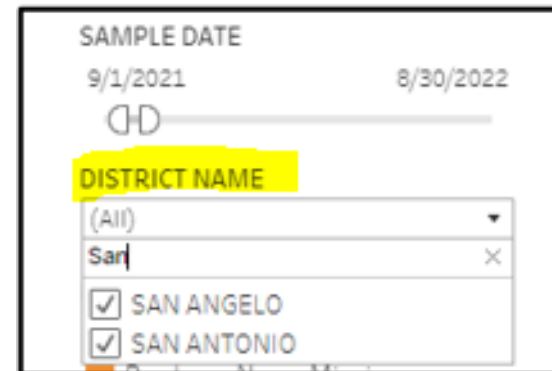


The image shows a horizontal navigation bar with three tabs: "Producer", "Sampler", and "Seal #". The "Sampler" tab is currently selected and highlighted.

(Step 1)



The image shows the "SAMPLE DATE" filter interface. It includes a date range from 9/1/2021 to 8/30/2022. A calendar for September 2021 is displayed, with the 1st of the month highlighted. Below the calendar, it says "Today: 10/25/2021".



The image shows the "DISTRICT NAME" filter interface. It features a dropdown menu with "(All)" selected. Below the dropdown, there is a search bar containing "San". A list of districts is shown with checkboxes: "SAN ANGELO" and "SAN ANTONIO" are both checked.

(Step 2)

Figure 18: MAP 1.10 - Asphalt Samples Information Dashboard – Filtering Steps

Step 3: Review the dashboard for missing information: missing producers, sampled by, and seal # will be highlighted in orange (example below – Figure 19).

Producer Tab:

PRODUCE NAME	
ALON USA-BIG SPRING, TX	Producer Name Available
WRIGHT ASPHALT -BROWNWOOD, TX	Producer Name Available
WRIGHT ASPHALT -BROWNWOOD, TX	Producer Name Available
ERGON ASPHALT AND EMULSIONS - TEMPLE TX	Producer Name Available
ERGON ASPHALT AND EMULSIONS - TEMPLE TX	Producer Name Available
ERGON ASPHALT AND EMULSIONS - TEMPLE TX	Producer Name Available
ERGON ASPHALT AND EMULSIONS - TEMPLE TX	Producer Name Available
	Producer Name Missing
Jebro, Inc. - Waco, TX	Producer Name Available
	Producer Name Missing

Sampler Tab:

SAMPLED BY UID	
GMINER1	Sampled By Available
	Sampled By Missing
17050012	Sampled By Available
RGOERLIT	Sampled By Available
GMINER1	Sampled By Available
LONDRA-C	Sampled By Available
GMINER1	Sampled By Available
JDEGELIA	Sampled By Available
90ALI039	Sampled By Available
JJOHNS02	Sampled By Available
JJOHNS02	Sampled By Available
JJOHNS02	Sampled By Available
JGRIFFIN	Sampled By Available
	Sampled By Missing

Seal # Tab:

SEAL NUMBER	
C21372616	Seal # Available
C22370124	Seal # Available
C21372813	Seal # Available
C21373695	Seal # Available
C21374476	Seal # Available
C21375776	Seal # Available
C21375643	Seal # Available
	Seal # Missing
	Seal # Missing
C21373958	Seal # Available

Figure 19: MAP 1.10 - Asphalt Samples Information Dashboard – Missing Information

Step 4 (Optional): Filter the samples by Authorized status and/or limit to samples missing information (example below – Figure 20)

Prodcuer Name 🔍 🔍 ▼

- (All)
- Producer Name Available
- Producer Name Missing

Authorized

- (All)
- Authorized
- Not Authorized

(a) Producer Tab

Sampled By

- (All)
- Sampled By Available
- Sampled By Missing

Authorized

- (All)
- Authorized
- Not Authorized

(b) Sampler Tab

Missing Seal #

- (All)
- Seal # Available
- Seal # Missing

Authorized

- (All)
- Authorized
- Not Authorized

(c) Seal # Tab

Figure 20: MAP 1.10 - Asphalt Samples Information Dashboard – Available Filters

MAP 1.10 - Asphalt Samples Information Dashboard by Project Status

1. This dashboard is located @ <https://tableau-txdot/#/workbooks/2567/views>. This dashboard is identical to “MAP 1.10 - Asphalt Samples Information Dashboard” with additional option to filter samples by Project status (i.e., “active” or “complete”). Producer Tab https://tableau-txdot/#/views/MAP1_10-AsphaltSamplesInformation-ProjectStatus/Producer (example below- Figure 21)
2. Sampler Tab: https://tableau-txdot/#/views/MAP1_10-AsphaltSamplesInformation-ProjectStatus/Sampler
3. Seal # Tab: https://tableau-txdot/#/views/MAP1_10-AsphaltSamplesInformation-ProjectStatus/Seal

Producer		Sampler	Seal #				
Producer Name							
DISTRICT NAME	CCSJ	SAMPLE DATE	SITEMANAGER SAMPLE ID	PRODUCER	Project Status	Producer Name	
[Green Highlight]	000305053	09/28/21	[Green Highlight]	ALON USA-BIG SPRING, TX	Complete	Producer Name Available	
		10/14/21		COX PAVING	Complete	Producer Name Available	
				ERGON ASPHALT AND EMULSIONS - MANOR, ...	Complete	Producer Name Available	
	000503079	09/17/21	[Green Highlight]	ERGON ASPHALT AND EMULSIONS - LUBBOCK, ...	Active	Producer Name Available	
		09/24/21		COX PAVING	Active	Producer Name Available	
	000504076	09/16/21	[Green Highlight]	MARATHON PETROLEUM COMPANY - EL PASO, ...	Active	Producer Name Available	
				MARATHON PETROLEUM COMPANY - EL PASO, ...	Active	Producer Name Available	
				FNF CONSTRUCTION	Active	Producer Name Available	
	000514067	10/21/21	[Green Highlight]	ERGON ASPHALT AND EMULSIONS - LUBBOCK, ...	Active	Producer Name Available	
		10/22/21		ERGON ASPHALT AND EMULSIONS - LUBBOCK, ...	Active	Producer Name Available	
	000514084	10/12/21	[Green Highlight]	ERGON ASPHALT & EMULSIONS - PLEASANTO..	Active	Producer Name Available	
		10/15/21		ALON USA-BIG SPRING, TX	Active	Producer Name Available	
	007601029	02/12/22	[Green Highlight]	ERGON ASPHALT AND EMULSIONS - LUBBOCK, ...	Active	Producer Name Available	
				09/21/21	WRIGHT ASPHALT - BROWNWOOD, TX	Active	Producer Name Available
				10/01/21	WRIGHT ASPHALT - BROWNWOOD, TX	Active	Producer Name Available
	022806081	10/06/21	[Green Highlight]	WRIGHT ASPHALT - BROWNWOOD, TX	Active	Producer Name Available	
				10/07/21	WRIGHT ASPHALT - BROWNWOOD, TX	Active	Producer Name Available
				10/07/21	WRIGHT ASPHALT - BROWNWOOD, TX	Active	Producer Name Available
	022806086	02/08/22	[Green Highlight]	ERGON ASPHALT AND EMULSIONS - LUBBOCK, ...	Active	Producer Name Available	
		11/09/21		ERGON ASPHALT AND EMULSIONS - LUBBOCK, ...	Active	Producer Name Available	
		02/08/22		ERGON ASPHALT AND EMULSIONS - LUBBOCK, ...	Active	Producer Name Available	
	022903037	10/07/21	[Green Highlight]	ERGON ASPHALT AND EMULSIONS - LUBBOCK, ...	Active	Producer Name Available	
				11/18/21	ERGON ASPHALT AND EMULSIONS - LUBBOCK, ...	Active	Producer Name Available
				11/19/21	WRIGHT ASPHALT - BROWNWOOD, TX	Active	Producer Name Available
	046306028	01/17/22	[Green Highlight]	ERGON ASPHALT AND EMULSIONS - LUBBOCK, ...	Active	Producer Name Missing	
	047904038	02/09/22	[Green Highlight]	WRIGHT ASPHALT - BROWNWOOD, TX	Active	Producer Name Available	
	054801034	10/29/21	[Green Highlight]	WRIGHT ASPHALT - BROWNWOOD, TX	Active	Producer Name Available	
				01/05/22	ERGON ASPHALT AND EMULSIONS - LUBBOCK, ...	Active	Producer Name Available
				01/07/22	ERGON ASPHALT AND EMULSIONS - LUBBOCK, ...	Active	Producer Name Available
		01/07/22	[Green Highlight]	ALON USA-BIG SPRING, TX	Active	Producer Name Available	
		[Green Highlight]	ERGON ASPHALT AND EMULSIONS - LUBBOCK, ...	Active	Producer Name Available		

SAMPLE DATE
9/1/2021 8/30/2022

DISTRICT NAME [Dropdown]

Producer Name
 Producer Name Available
 Producer Name Missing

Producer Name
 (All)
 Producer Name Available
 Producer Name Missing

Authorized
 (All)
 Authorized
 Not Authorized

Project Status
 (All)
 Active
 Complete

Figure 21: MAP 1.10 - Asphalt Samples Information Dashboard by Project Status – Producer Tab

To perform an analysis for a District(s) project sample, follow the steps below (example below - Figure 22):

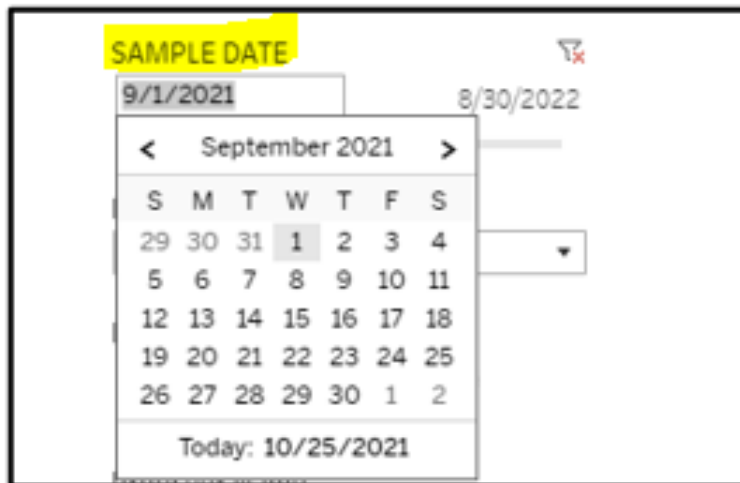
Step 1: Select the appropriate tab: Producer, Sampler, and Seal #.

Step 2: Select the appropriate sample date range and district.

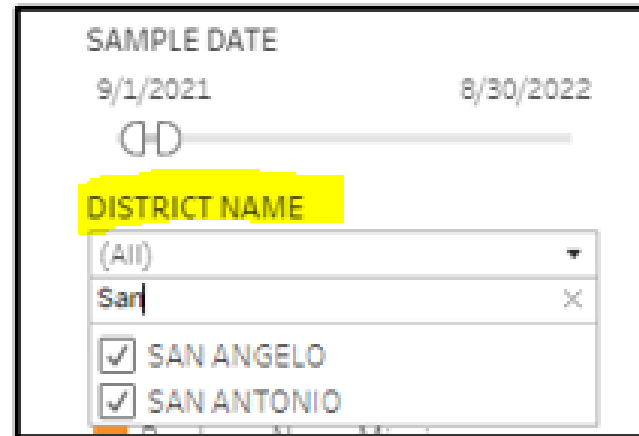


The image shows a horizontal navigation bar with three tabs: "Producer", "Sampler", and "Seal #". The "Producer" tab is currently selected and highlighted.

(Step 1)



The image shows a date selection interface. At the top, "SAMPLE DATE" is highlighted. Below it, a date range is shown from 9/1/2021 to 8/30/2022. A calendar for September 2021 is displayed, with the 1st of the month highlighted. The text "Today: 10/25/2021" is visible at the bottom of the calendar.



The image shows a district selection interface. At the top, "SAMPLE DATE" is shown with a date range from 9/1/2021 to 8/30/2022. Below this, "DISTRICT NAME" is highlighted. A dropdown menu is open, showing "(All)" as the selected option. Below the dropdown, a search bar contains the text "San". A list of districts is shown with checkboxes: "SAN ANGELO" and "SAN ANTONIO" are both checked.

(Step 2)

Figure 22: MAP 1.10 - Asphalt Samples Information Dashboard by Project Status – Filtering Steps

Step 3: Review the dashboard for missing information for “active”, “complete” or “all” projects: missing producers (example above – Figure 21), missing samplers, seal # will be highlighted in orange.

Step 4 (Optional): Filter the samples by Authorized status and/or limit to samples missing information (example below – Figure 23)

Prodcuer Name ▽ 🔍 ▼
<input checked="" type="checkbox"/> (All)
<input checked="" type="checkbox"/> Producer Name Available
<input checked="" type="checkbox"/> Producer Name Missing
Authorized
<input checked="" type="checkbox"/> (All)
<input checked="" type="checkbox"/> Authorized
<input checked="" type="checkbox"/> Not Authorized
Project Status
<input checked="" type="checkbox"/> (All)
<input checked="" type="checkbox"/> Active
<input checked="" type="checkbox"/> Complete

(a) Producer Tab

Sampled By
<input checked="" type="checkbox"/> (All)
<input checked="" type="checkbox"/> Sampled By Available
<input checked="" type="checkbox"/> Sampled By Missing
Authorized
<input checked="" type="checkbox"/> (All)
<input checked="" type="checkbox"/> Authorized
<input checked="" type="checkbox"/> Not Authorized
Project Status
<input checked="" type="checkbox"/> (All)
<input checked="" type="checkbox"/> Active
<input checked="" type="checkbox"/> Complete

(b) Sampler Tab

Missing Seal #
<input checked="" type="checkbox"/> (All)
<input checked="" type="checkbox"/> Seal # Available
<input checked="" type="checkbox"/> Seal # Missing
Authorized
<input checked="" type="checkbox"/> (All)
<input checked="" type="checkbox"/> Authorized
<input checked="" type="checkbox"/> Not Authorized
Project Status
<input checked="" type="checkbox"/> (All)
<input checked="" type="checkbox"/> Active
<input checked="" type="checkbox"/> Complete

(c) Seal # Tab

Figure 23: MAP 1.10 - Asphalt Samples Information Dashboard by Project Status – Available Filters

Asphalt Binder Test Results Summary Dashboard – Pass/Fail/Diluted

This dashboard is located @ https://tableau-txdot/#/views/AsphaltBinderResultsPFD_16451316530860/PassFailDiluted. This dashboard is identical to “Asphalt Binder Test Results Summary Dashboard – Project Details” with Diluted samples are samples identified as such by districts.

Asphalt Binder Test Results Summary										
Producer	Mat Grade	Date Sampled	Date Tested	Dist/Supplier	CSJ	Contractor	Batch	Ref Sample	Sample Notes	
[Green Box]	AE-P	8/13/21	9/10/21	Bryan	285001018		Project	C21374178		✓
	CRS-2P	11/8/21	12/13/21	Dallas	069703029		Project	C21375943	None	✗
		11/4/21	12/15/21	Dallas	638645001		Project	C21375988	None	✓
		10/26/21	11/10/21	Dallas	638645001		Project	C21375511	None	✓
	CSS-1H	2/11/21	3/10/21	Tyler	020601050		Project	C21370655		✓
		2/3/21	3/3/21	Beaumont	070301067		Project	C21370636		✓
		1/19/21	1/27/21	Tyler	020601050		Project	C21370244		✓
	RC-250	9/3/21	9/15/21	Lufkin	011810057		Project	C21374439	None	✗
		8/25/21	9/22/21	Lufkin	168201015		Project	C21374481	None	✓
		6/29/21	7/20/21	Lufkin			Project	C21373178		✓
	SS-1	11/11/21	12/15/21	Dallas	057402021		Project	C21375991	Diluted	D
		11/1/21	11/24/21	Dallas	069703029		Project	C21375699	Diluted	D
		8/26/21	9/10/21	Bryan			Project	C21374357		✗
		8/23/21	9/9/21	Dallas	069703029		Project	C21374310		✗
		7/28/21	8/16/21	Fort Worth	117902039		Project	C21373777		✗
		7/15/21	8/6/21	Houston	353801036		Project	C21373408		✓
		6/9/21	7/1/21	Dallas	069703029		Project	C21372712		✗
	MC-30	3/24/21	4/14/21	Childress	003104054		Project	C21371203		✓
	PG70-22	3/5/21	3/19/21	Childress	003104054		Project	C21370720		✓
	PG70-28	4/30/21	5/24/21	Childress	003104054		Project	C21371794		✓
	A-R Ty.I	9/28/21	11/3/21	Odessa	118802089		Project	C21375026	None	✓
		9/24/21	10/21/21	Odessa	000503079		Project	C21374984	None	✗
		7/28/21	10/12/21	Odessa	022806086		Project	C21374333		✓
		6/23/21	7/18/21	Odessa	118802087		Project	C21373157		✓
		6/8/21	8/4/21	Odessa	022806090		Project	C21373158		✓
		6/6/21	6/30/21	Odessa	022806090		Project	C21372564		✗
		5/19/21	6/17/21	Odessa	022806090		Project	C21372219		✓
		4/22/21	6/4/21	Odessa	000502118		Project	C21371714		✓
A-R Ty.II	9/28/21	10/27/21	Odessa	000305053		Project	C21375038	None	✓	
	9/16/21	10/18/21	San Angelo	164301016		Project	C21374682	None	✗	
	9/13/21	10/14/21	Bryan	021202040		Project	C21374619	None	✓	
	9/9/21	10/14/21	San Antonio	001704045		Project	C21374433	None	✓	
	9/1/21	10/18/21	San Antonio	001704045		Project	C21374378		✓	

Producer: (All) ▾

Dist/Supplier: (All) ▾

Date Sampled: 1/1/2021 to 6/30/2998

Mat Grade: (All) ▾

Pass/Fail/Diluted:
 Pass
 Fail
 Diluted

Choose Batch: Project ▾

Number of Samples: 10

Figure 24: Asphalt Samples Test Results Summary Dashboard – Pass/fail/Diluted

To analysis project samples, please follow the steps referred to in “Asphalt Binder Test Results Summary Dashboard – Project Details”.