



Breakout Session: Data Quality and Reporting



Data and Business Analytics Team - DaBA



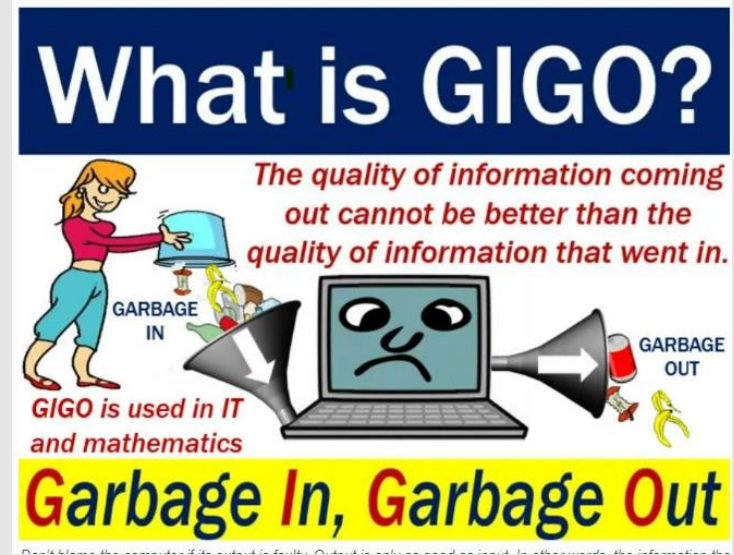
Right of Way Contracts and Finance
Data and Business Analytics Team

The Data Driven Life



Bad data is worse than no data

- Mars Climate Orbiter – 125 million down the drain
- Dewey Defeats Truman



Bad data is worse than no data

Measure Up to the 6 Critical Dimensions of Data Quality

The most important characteristic for any organization is not data, it is quality data. IBM estimated that bad data costs the U.S. economy \$3.1 trillion per year. This clearly explains the importance of embracing data quality in your organization.

COMPLETENESS

Is your data as comprehensive as you need it to be?

VALIDITY

Does your data exist in the right format & data type?

UNIQUENESS

Is your data free of duplicate records?

1

ACCURACY

How well does your data depict reality?

2

3

CONSISTENCY

Do disparate data stores have the same matching data records?

4

5

TIMELINESS

Is your data acceptably up to date?

6



Want to learn more? Visit www.dataladder.com.

Why is ROW keenly focused data?

1. Data Management for TxDOT

Objective 1: “single source of truth”

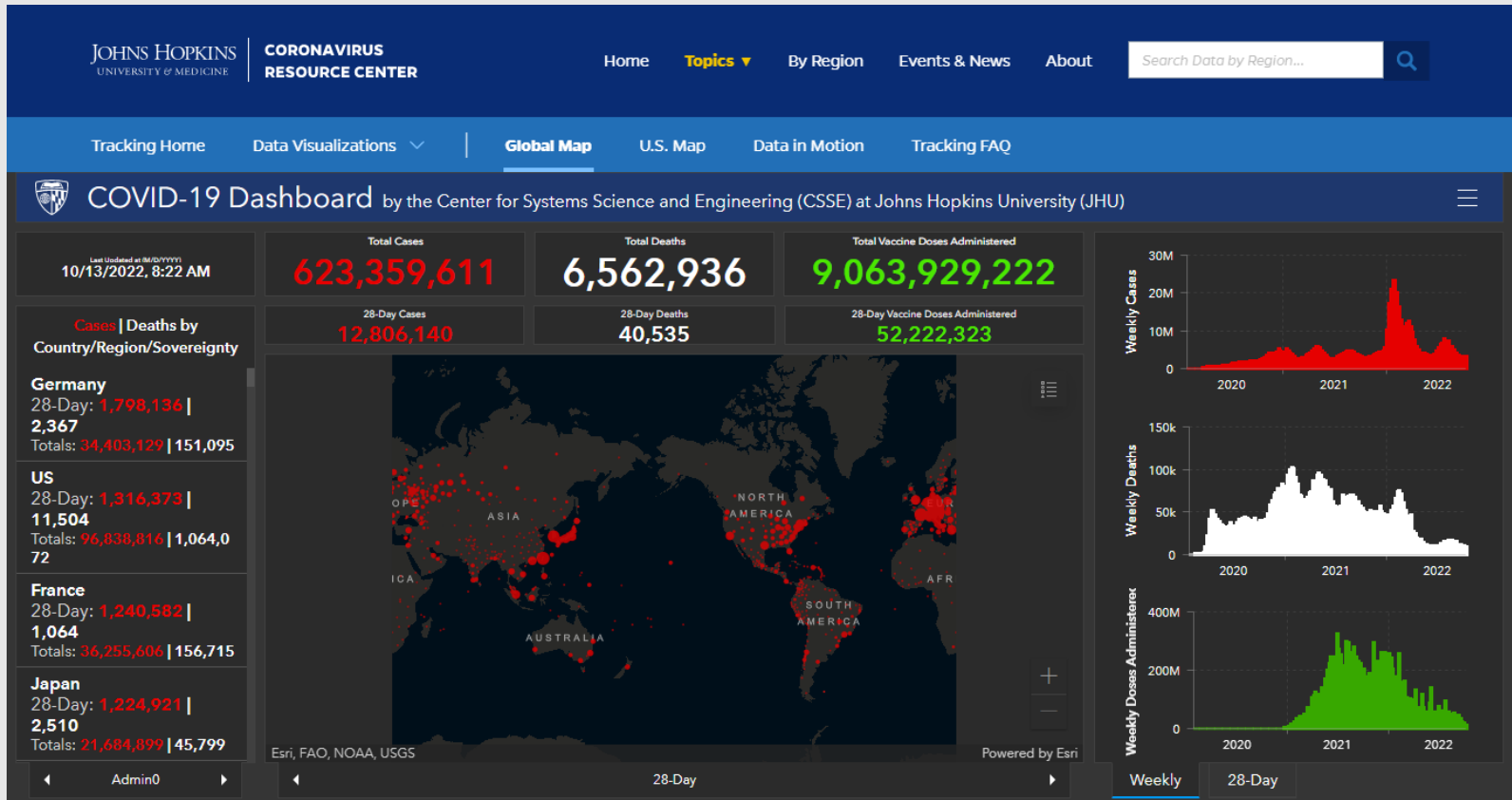
Objective 2: data governance strategy

Objective 3: Develop a data privacy strategy

Objective 4: publish the data for public use

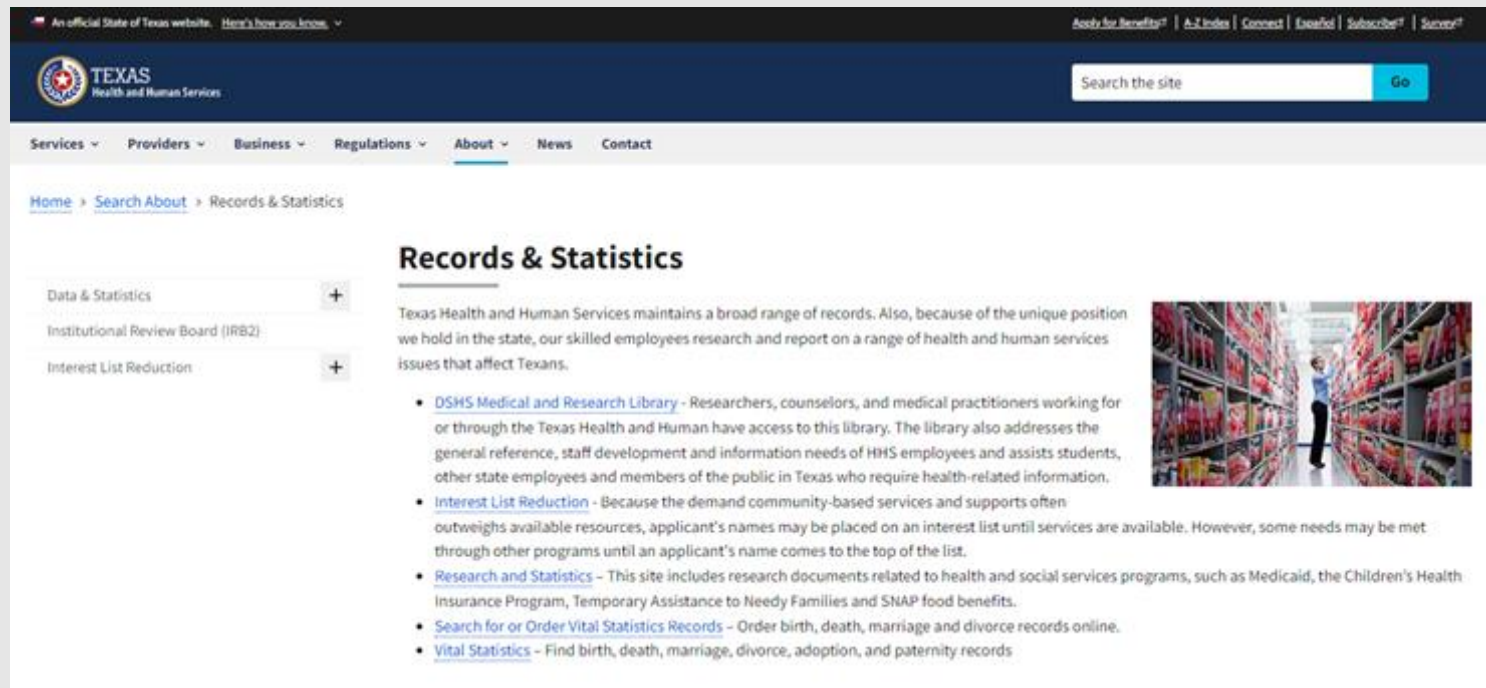


1. Data Management - Democratization of Data



1. Data Management - Democratization of Data

<https://www.hhs.texas.gov/about/records-statistics/data-statistics>



An official State of Texas website. Here's how you know. [Apply for Benefits?](#) [A-Z Index](#) [Contact](#) [Email Us](#) [Subscribe?](#) [Support?](#)

TEXAS
Health and Human Services

Search the site


Services ▾ Providers ▾ Business ▾ Regulations ▾ **About ▾** News Contact

[Home](#) > [Search About](#) > Records & Statistics

Records & Statistics

Texas Health and Human Services maintains a broad range of records. Also, because of the unique position we hold in the state, our skilled employees research and report on a range of health and human services issues that affect Texans.

- [DSHS Medical and Research Library](#) - Researchers, counselors, and medical practitioners working for or through the Texas Health and Human have access to this library. The library also addresses the general reference, staff development and information needs of HHS employees and assists students, other state employees and members of the public in Texas who require health-related information.
- [Interest List Reduction](#) - Because the demand community-based services and supports often outweighs available resources, applicant's names may be placed on an interest list until services are available. However, some needs may be met through other programs until an applicant's name comes to the top of the list.
- [Research and Statistics](#) - This site includes research documents related to health and social services programs, such as Medicaid, the Children's Health Insurance Program, Temporary Assistance to Needy Families and SNAP food benefits.
- [Search for or Order Vital Statistics Records](#) - Order birth, death, marriage and divorce records online.
- [Vital Statistics](#) - Find birth, death, marriage, divorce, adoption, and paternity records



1. Data Management - Democratization of Data

<https://tea.texas.gov/reports-and-data>

Popular Applications ASKED ECOS for Educators Grant Opportunities Secure Applications TEAL Login TSDS Help Desk

TEA Texas Education Agency

Search Search tea.texas.gov

A - Z Index Contact Employment Sign Up for Updates TEA Correspondence

About TEA Texas Schools Academics Finance & Grants Reports & Data Student Assessment Texas Educators

Reports and Data

Reports & Data

- Data Submission
- Educator Data
- Financial Reports
- Legislative Information
- Program Evaluations
- School Data
- School Performance
- Student Data

Related Content

- Address Confidentiality Program
- Authorization for Nonparent Relative

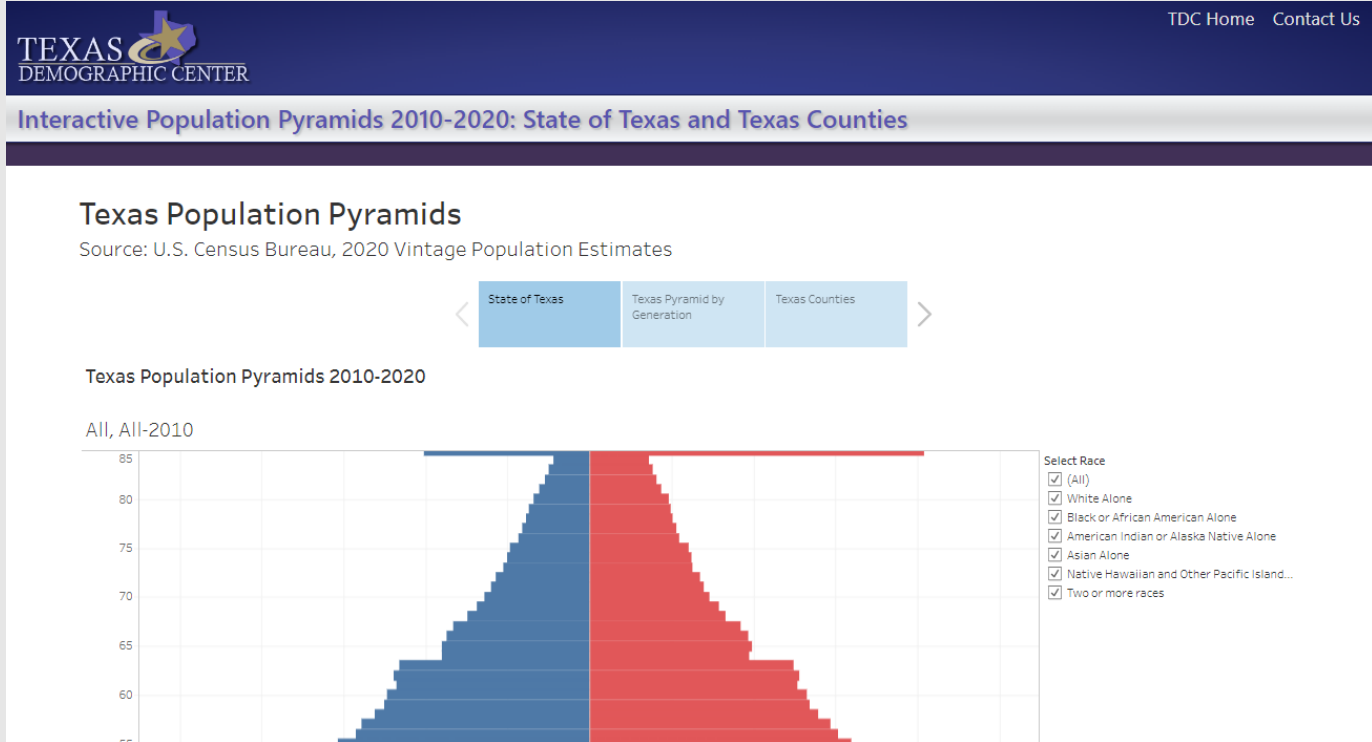
Contact Information

Accountability Research
Phone: (512) 475-3523
research@tea.texas.gov

The Texas Education Agency believes the public has a right to know how its public schools are doing. Thanks to a decision in the 1980s to create the Public Education Information Management System, known as PEIMS, Texas has one of the largest education data bases in the world. It provides a treasure trove of information for researchers, parents and the public at large to mine and learn about the workings of 1,200 districts and charters, as well as TEA. That information and other data is used to create a number of reports that provide information about a variety of topics, such as student performance, spending and implementation of legislation.

1. Data Management - Democratization of Data

<https://demographics.texas.gov/>



1. Data Management - Democratization of Data

PDF View

WHO'S MOVING TO TEXAS?

A demographic profile of new Texas residents

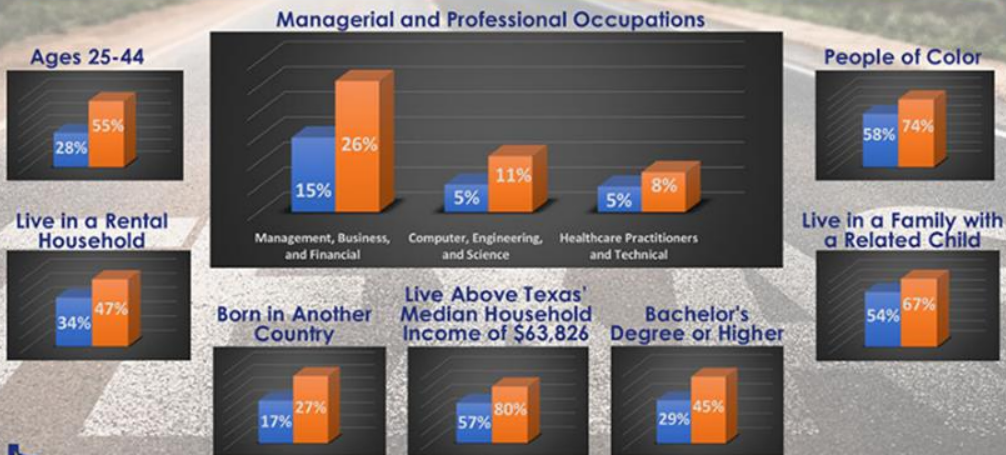
Many people from other states in the U.S. are deciding to make Texas their home. These new Texans, or net domestic migrants, are more likely to be between the ages of 25-44, more ethnically diverse, rent their homes, have children, and more likely to have been born in another country than current Texas residents. They are also more likely to have a Bachelor's degree or higher, earn more than the median income of current Texans, and have occupations in business, computer, engineering, and health care.

Residents:

Current Texas residents who have lived in Texas for a year or more.

Net Domestic Migrants:

The difference in the number of people who moved to Texas from another state in the U.S. and those who moved out of Texas in the last year.



Source: U.S. Census Bureau, 5-Year PUMS 2016-2020

1. Data Management - Democratization of Data

data.texas.gov Texas Open Data Portal

Home Catalog Stories Help *****NEW: User Guide***** Sign In

New to the Open Data Portal? Click [HERE!](#)

Welcome to the Texas Open Data Portal

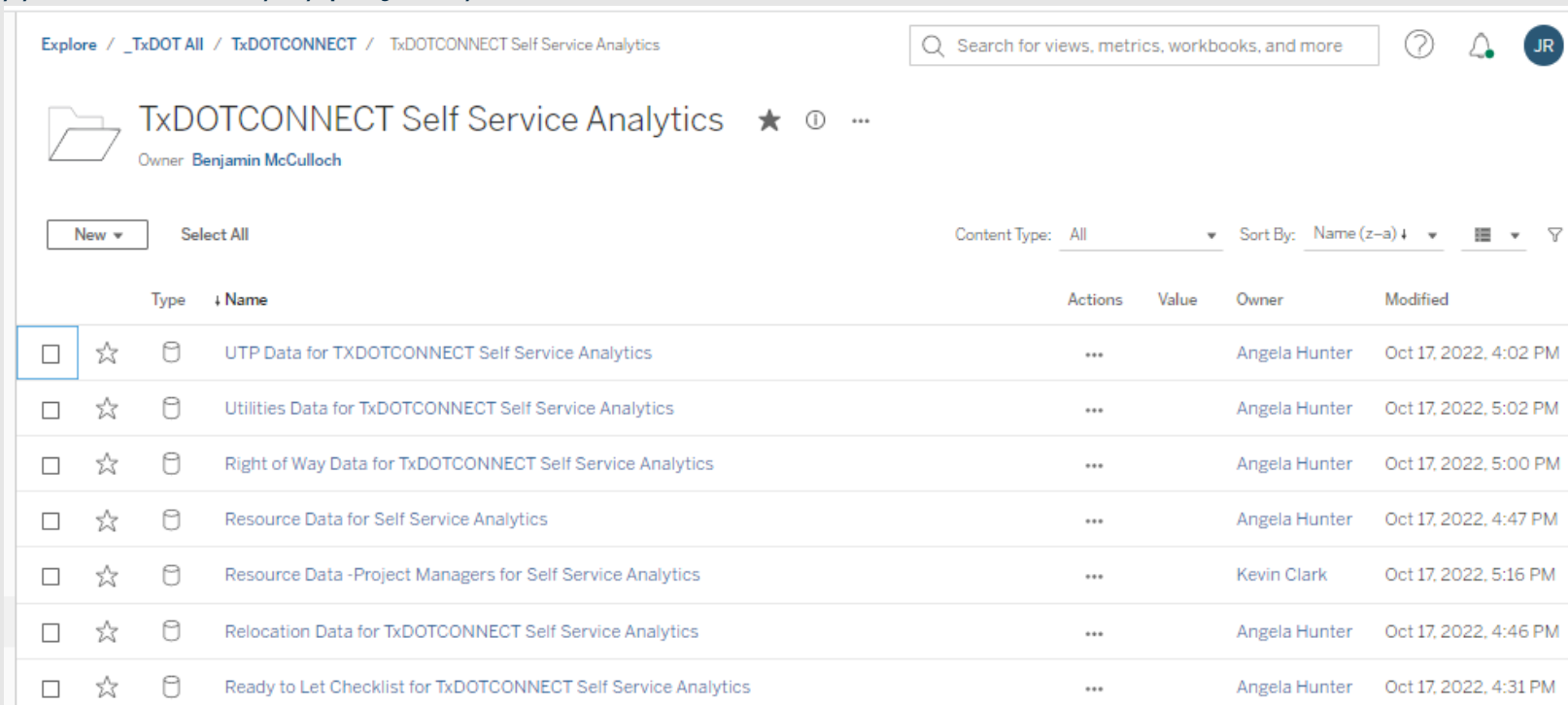
[Click HERE](#) for information on COVID-19 preparedness for Information Technology

 Blockchain Learn about the Texas Work Group on Blockchain Matters	 Permits & Licensing Data on Permitting and Licensing in Texas	 Business & Economy Economic and business data in	 Government & Taxes Explore the information on the government and how taxes are spent
 Social Services Social service data for Texas citizens	 Transportation Transportation data for Texas	 Agriculture Agriculture, food and nutrition data for Texas	 Veteran Veteran data for Texas Veterans








1. Data Management - Democratization of Data

TxDOTCONNECT team has published 28 different data sources that are now accessible to all of TxDOT

<https://tableau-txdot/#/projects/114>



The screenshot shows the Tableau interface for a project named 'TxDOTCONNECT Self Service Analytics'. The breadcrumb trail is 'Explore / _TxDOT All / TxDOTCONNECT / TxDOTCONNECT Self Service Analytics'. A search bar is present at the top right. The folder is owned by Benjamin McCulloch. Below the folder name are buttons for 'New' and 'Select All'. On the right, there are filters for 'Content Type' (set to 'All') and 'Sort By' (set to 'Name (z-a)'). A table lists the data sources with columns for 'Type', 'Name', 'Actions', 'Value', 'Owner', and 'Modified'. The first row is highlighted with a blue box.

Type	Name	Actions	Value	Owner	Modified
<input type="checkbox"/>	☆  UTP Data for TXDOTCONNECT Self Service Analytics	...		Angela Hunter	Oct 17, 2022, 4:02 PM
<input type="checkbox"/>	☆  Utilities Data for TxDOTCONNECT Self Service Analytics	...		Angela Hunter	Oct 17, 2022, 5:02 PM
<input type="checkbox"/>	☆  Right of Way Data for TxDOTCONNECT Self Service Analytics	...		Angela Hunter	Oct 17, 2022, 5:00 PM
<input type="checkbox"/>	☆  Resource Data for Self Service Analytics	...		Angela Hunter	Oct 17, 2022, 4:47 PM
<input type="checkbox"/>	☆  Resource Data -Project Managers for Self Service Analytics	...		Kevin Clark	Oct 17, 2022, 5:16 PM
<input type="checkbox"/>	☆  Relocation Data for TxDOTCONNECT Self Service Analytics	...		Angela Hunter	Oct 17, 2022, 4:46 PM
<input type="checkbox"/>	☆  Ready to Let Checklist for TxDOTCONNECT Self Service Analytics	...		Angela Hunter	Oct 17, 2022, 4:31 PM

Why is ROW keenly focused data?

1. Data Management for TxDOT

Objective 1: “single source of truth”

Objective 2: data governance strategy

Objective 3: Develop a data privacy strategy

Objective 4: publish the data for public use

2. Project Management

- District Portfolio Huddles
 - Utility Dashboards
 - Quarterly Review Meeting with Senior Leadership
 - Construction Management Plans
 - ROW Key Performance Measure
- 

2. Project Management

← Explore / ROW / Right of Way Tableau Landing Page / Main ☆

↶ ↷ ↻ 📄 📄 📄 | 📄 Data Details 📄 Edit 📄 View: Original

Main | How Do I | list

Right of Way Tableau Landing Page

Portfolio
Health
Index

LAR

Project
Delivery

Data Quality

Utilities

Payments

Contracts

All
Dashboards

Right of Way
Tableau Page

Tableau
User
Guide

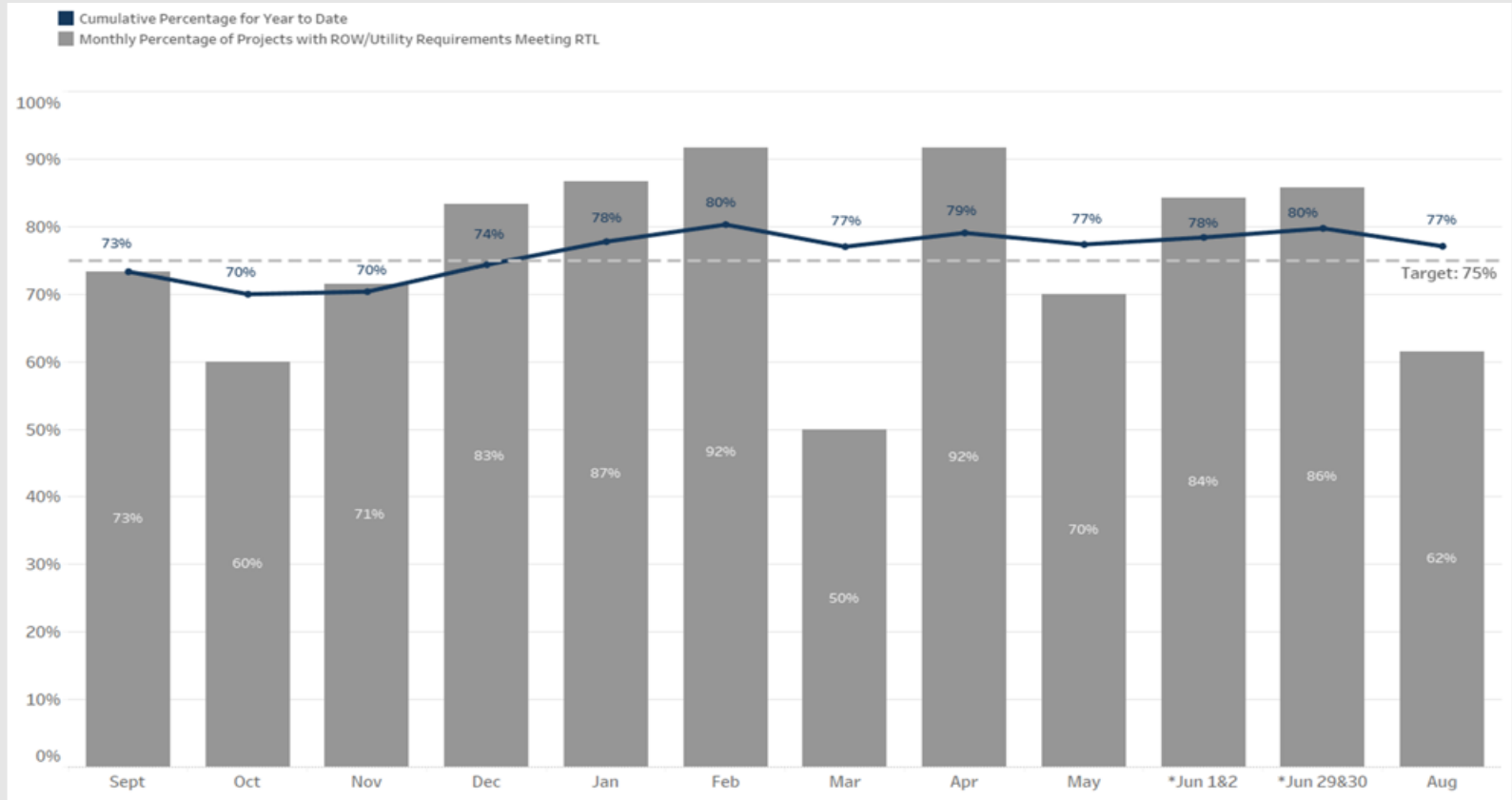
Suggestion
BOX

REQUESTS

CONTACT
US

How do I?

3. Federal and State Reporting – ROW Key Performance Measure



Why is ROW keenly focused data?

1. Data Management for TxDOT

Objective 1: “single source of truth”

Objective 2: data governance strategy

Objective 3: Develop a data privacy strategy

Objective 4: publish the data for public use

2. Project Management

- District Portfolio Huddles
- Utility Dashboards
- Quarterly Review Meeting with Senior Leadership
- Construction Management Plans
- ROW Key Performance Measure

3. Federal and State Reporting

- Annual Financial Report
- FHWA Statistical Report
- Annual Portfolio Achievement Report



Improved data quality and data access to help guide TxDOT’s decisions and operations while ensuring the Department is accountable to Texans for the \$85 Billion entrusted to TxDOT.

3. Federal and State Reporting – ROW Key Performance Measure

Enter those non-reimbursable utilities!

1. Helps Districts manage their projects that require utility relocations
2. Cost Estimate
3. We keep track of utility relocations that are required for the project in case there's a construction management plan that is required

Utilities Summary

Utilities	Project	Total Contract
Reimbursable Utilities	\$0.00	\$0.00
Non-Reimbursable Utilities	\$237,242.40	\$237,242.40
Total Utilities	\$237,242.40	\$237,242.40

Reminder: Entering Non-Reimbursable Utilities

How do you track non-reimbursable utilities on projects where there is no RCSJ?

1. District Project Manager Initiate can select the 'Utilities' box under 'Resources' on the project
2. Once the Utility Coordinator is assigned to the project, a RCSJ will be created
3. Enter the required data on the Utility page

Resources

PROJECT INFORMATION

Location
Project Details
Letting

BUSINESS & ECONOMIC

Funding
Estimated Cost
Authorization & Performance

DESIGN & ESTIMATES

Engineer's Estimate
Specifications List
Bid & Summary

PROGRAMS

UTP
STP

PROJECT SERVICES

Resources
Project Managers
Resources
General Resource Assignment
Local Domains

Goals & Objectives

Workflow, Forms & Templates

Project ID: A0002047
Project Name: SL 368: 0016-08-039, BR
Project Type: Construction
Project Subtype: Bridge
Project Stage: Construction
Project Status: Active
District / Division: San Antonio - 15
County: Bexar
Highway: SL 368
Control Section: 0016-08
Letting Line Bid: \$1,654,601.90
Estimated Let Date: 04/2021
Controlling Project ID: 0016-08-039
Control Section Job: 0016-08-039

Project Managers

Role	Name	License Number	Phone	Email
Programming Manager	Edwardo Reyes	(i)	(210) 639-1417	Edw.Reyes@txdot.gov
Construction Manager	Lizette Cobert	(i)	(210) 419-4103	Lizette.Cobert@txdot.gov
Design Manager	Oliver Gregorio	(i)	(512) 483-0015	0004greg@Sverdrup.com
Project Manager	Michael Garcia	(i)	(210) 419-4289	Michael.Garcia@txdot.gov
RDW Accounting Manager	Yvonne Gomez	(i)	(210) 419-0983	Yvonne.Gomez@txdot.gov
RDW Project Manager				
Utility Coordinator				

Address Line 1: _____ Address Line 2: _____

City: _____ State: _____ ZIP Code: _____

Mobile Phone #: _____

Resources

Resource Type: Right of Way Railroad

Utilities Adjusted Actual Date in Construction Milestone on Final Development Tab

Actual Date: Populate from Utilities -> Cost of Adjustment -> Costs -> Actual Completed Date field

Once all the utilities have Actual Completed Date entered, the last/furthest out date will populate on Actual Date milestone.

The screenshot displays a software interface with a sidebar on the left and a main content area on the right. The sidebar contains navigation items: STIP, Major Projects, PROJECT SERVICES (Resources, Local Government, Goals & Objectives, Workflow, Forms & Documents, Project Comments), RIGHT OF WAY (Right of Way), and Utilities (Details, Cost of Adjustment). The main content area shows a 'Costs' table with the following data:

Utility Cost	Amount
Total Cost of Adjustment:	\$0.00
Less Betterment Ratio (%):	\$0.00
Less Salvage Credit:	\$0.00
Apply Eligibility Ratio (%):	\$0.00
Total Reimbursable Amount:	\$0.00
Amount to be Invoiced from Utility:	

Below the table, there are two input fields: 'Total Actual Cost:' with a value of '\$0.00' and 'Actual Completed Date:' with a value of '03/22/2022'. A red arrow points to the date field. Below these fields is a 'Created by:' label.



Contact us if you need assistance,
we're here to help!

Row_analytics@txdot.gov

Reminders:

- ❖ RTDE – Real-Time Data Entry
- ❖ Reach out to Row Applications Helpdesk (RAH) via email (row_applications_helpdesk@txdot.gov) or Helpdesk Teams Chat to receive assistance with issues related to entering data into TxC

Helpful Links

- ❖ [Right of Way Landing Page](#) – Access to dashboards
- ❖ [ROW SharePoint](#)
- ❖ [ROW TxDOTCONNECT Central](#) – Access to presentations from ROW Applications Helpdesk

Open to Questions

